



# LANDSCAPING

The drainage range for domestic use  
and landscaping

**Version 2.9.1**

Our benefits with products from HAURATON:

**„Corrosion-free channel systems from HAURATON provide for satisfied customers.** Permanently resistant, effective installation and great design. Is there anything else you desire?“





### Customer benefits

How you profit from HAURATON.

4



### RECYFIX PRO

Corrosion-free drainage channels for private and public areas.

10



### RECYFIX PLUS

Drainage channels with sophisticated look for public and commercial areas.

50



### RECYFIX STANDARD

Drainage channel for domestic applications around the house and garden.

86



### Facade Drainage

Reliable water retention system for terraces, facades and flat roofs.

116



### SLOTTED CHANNELS **NEW**

Slotted channels for design-sensitive applications.

190



### RECYFIX POINT **NEW**

### FASERFIX POINT

Point drainage for yards, garages and patios.

228



### RECYFIX GREEN

Turf honeycomb for infiltration of rainwater in parking areas.

240



### LINEFIX

Effective border edging for garden and park areas.

248



### TOP X

The drainage channel for private driveways, courtyards, patios and gardens.

256



### Technical information for applied materials

Resistance list for the materials **RECYFIX** and **FASERFIX**

268

„**Security in design and material** - that's all I expect from a good drainage channel.“

My benefit as an Architect with **HAURATON**:



**award-winning**



**durable**



**meets all standards**



*My benefit:*  
**Quality assured**


# Security during planning process

**HAURATON** offers architects as partners a maximum planning security. Products and processes are constantly monitored and are subject to stringent quality requirements.

## Standards, approvals and warranties

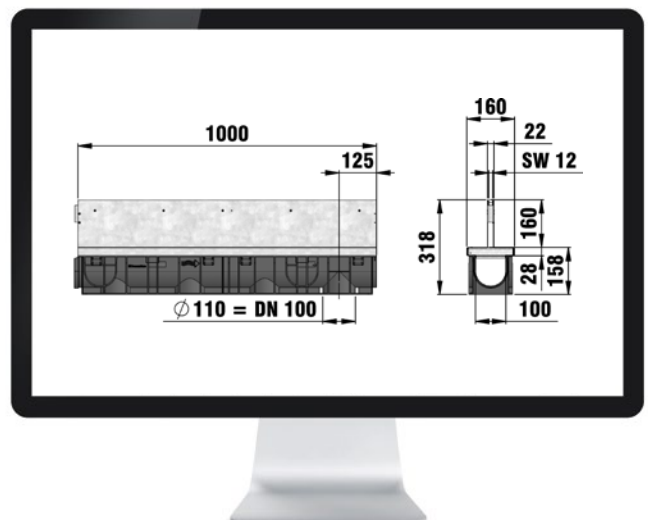
- channels certified according to DIN EN 1433
- testing certificates from external institutes
- CE-Labels
- quality certification in accordance with DIN EN ISO 9001:2015

**CE** compliant



## Planning support

- DWG drawings for all products on the internet for total planning security
- Specification assistant with detailed search function to find the optimal products for various applications



„There are plenty of activities happening on site. With the unbreakable channel, I am able to save costs and hassle.

Moreover, due to its extremely light weight, the channel is highly back-friendly.”

My benefit as Landscape Gardener with Hauraton:



quick installation



absolutely stable



My benefit:  
**Cost savings**

## Lightweight for easy, quick and cost-efficient installation.



- highest stability with minimised weight
- much lighter than conventional channels made of mineral materials. In comparison: one polymer channel weighs as much as 2.5 m RECYFIX 100
- very easy to transport and install



1 m NS 100 Channel incl. grating = 4 kg  
1 m NS 200 Channel incl. grating = 8 kg

## RECYFIX – stable and unbreakable:

- high-tech material developed by a well-known Research Institute for Recycling-Plastic
- durable resistance against frost, de-icing salt and UV radiation
- elastic and ultra-strong material
- stable already during installation, compacting of paved surfaces along the channel is possible - no breakage means that the construction schedule can be met
- withstands high traffic loads and temperature differences in daily use



„I can provide my customers a channel which is quickly and easily loaded into a car; and I profit from a higher stock turnover.“

My benefit as a Construction Material Dealer with HAURATON:



optimised stock handling



low transport costs



*My benefit:*  
**Better gross margin**





# Better gross margin through optimising stock handling and low transport costs.

- easy loading without staff and forklift
- pre-assembled, no spare parts on stock
- fewer pallet storage lots required



# RECYFIX PRO

Corrosion-free drainage channels for private and public areas.





**European-quarter  
in Frankfurt, Germany**

# RECYFIX PRO

Corrosion-free drainage channels for private and public areas.

## 1 Requirements

Drainage channels for optically attractive areas have to

- be modern and unique in its design
- be extremely stable to guarantee long-term and permanent security
- be resistant to environmental influences (frost, heat and moisture)
- be dimensioned for high loading categories
- be designed in accordance with DIN EN 1433

## 3 Solutions

Therefore RECYFIX PRO channels are suitable for the drainage of sophisticated areas:

- channel and angle housing made of 100 % recycled composite
- secure and corrosion-free grating support
- loading capacity up to C 250
- hydraulically optimised FIBRETEC slotted grating

## 2 Application areas

- private and public areas
- squares and parks
- railway platforms
- driveways and parking lots
- reduced trafficked areas



**100% corrosion-free**

100% corrosion-free, especially with frost and de-icing salt



Platform in Limburg, Germany



Car park Andritz group Vienna, Austria



EACT Academy in Oldham Manchester, UK



School in Sunderland, UK

RECYFIX® PRO
RECYFIX® PLUS
RECYFIX® STANDARD
Facade Drainage
SLOTTED CHANNELS
RECYFIX® POINT FASERFIX® POINT
RECYFIX® GREEN
LINEFIX
TOP X

# YOUR BENEFITS WITH **RECYFIX PRO**

## ANGLE HOUSING

- PP-angle housing 20 x 20 mm acc. to DIN 19580 for additional flexibility
- nibs to stop lateral movements
- inlaying gratings

**= PERFORMANCE ASSURED**



## LOW WEIGHT ENSURES EASY HANDLING ON SITE

- much lighter than channels made of polymer/resin concrete
- easy transport and installation

**= TIME & COST SAVINGS**



## HIGH RESISTANCE

- high resistance against frost, de-icing salt and UV-rays
- withstands high temperature differences
- for climate ranges from - 50 °C to + 80 °C and more

**= QUALITY ASSURED /  
LONGEVITY**



## HIGH-GRADE MATERIAL

- **RECYFIX** – stable and almost unbreakable
- elastic and especially robust material
- withstands high loads and temperature differences in daily use
- 100 % recycled composite body (and also 100 % recyclable) → 100 % environmentally friendly
- 0 % water absorption
- smooth inner surface for superior flow characteristics
- non-conductive
- PP channel body can be cut, drilled and worked easily on site

**= QUALITY & PERFORMANCE ASSURED**



## PRE-ASSEMBLED READY FOR INSTALLATION

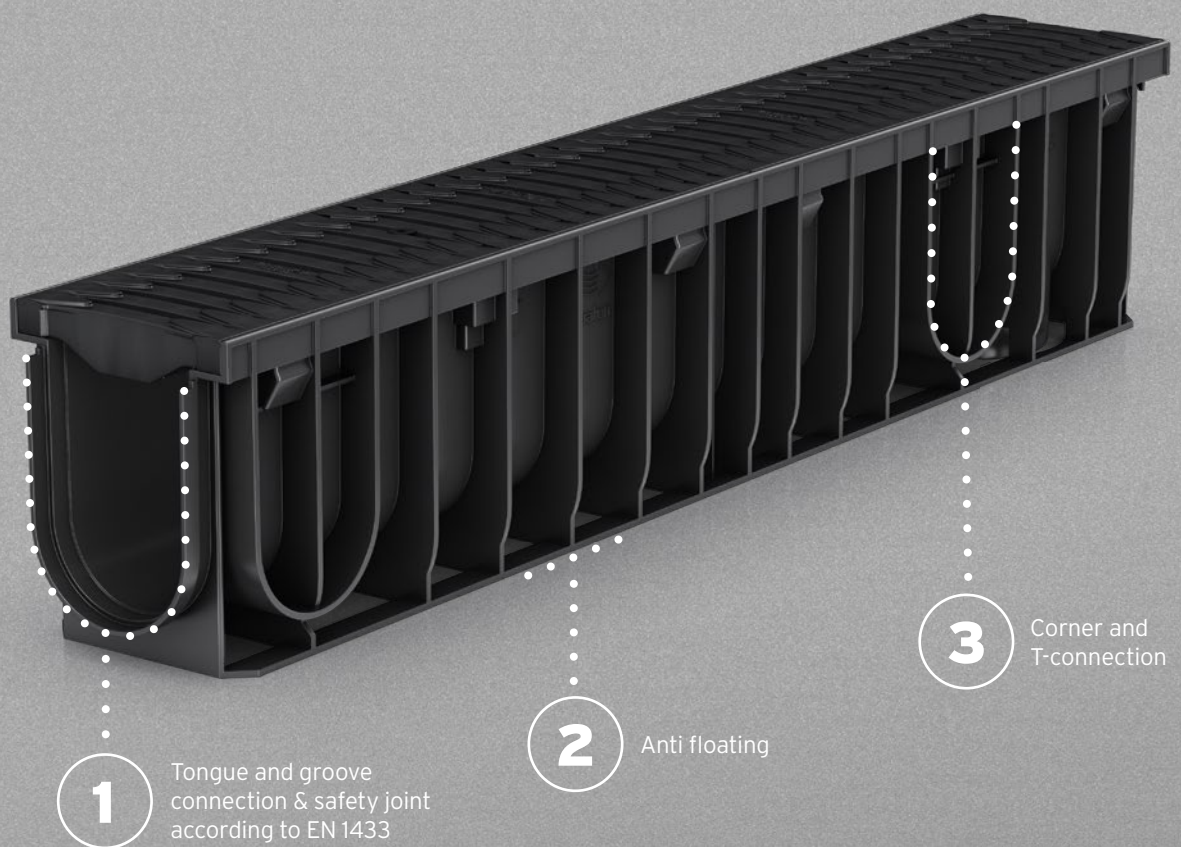
- channel and grating = one part
- no spare parts
- easy handling in stock and on construction site
- cost-efficient transport

**= BETTER GROSS MARGIN**



**IDEAL FOR ...**

applications with corrosion-free linear drainage for private and public areas, such as parks, driveways and parking lots.



**100 % corrosion-free**

# RECYFIX PRO

Corrosion-free drainage channels for private and public areas.

## Modern office complex in Düsseldorf is drained with RECYFIX PRO.

### RECYFIX PRO

In the centre of Düsseldorf, Germany on the area of some old barracks a new business world - named after the artist couple Clara & Robert Schumann - has arisen. Two new seven-storey buildings were built with the historical Saarhus where parts of the old facade were preserved and framed within the new facade of the modern office complex. The modern office complex offers a rental area of 16,500 square metres. Modern locations require modern drainage concepts. Around 300 metres of the RECYFIX PRO 100 type O10 have been installed with a ductile iron longitudinal grating in KTL.

### The benefit for Landscaping Architects:

- Security in design and material
  - durable and reliable drainage system
  - fulfills all norms
- Harmonious architecture:
  - the filigree ductile iron longitudinal gratings blend in with the pavement and the anthracite-coloured windows

### The benefit for Landscape Gardeners:

- Cost savings and back-friendly installation
  - low weight
  - easy installation and processing (cutting of fitting pieces and mitres)
  - easy transport to the construction site





**Clara & Robert  
office complex,  
Düsseldorf, Germany**



RECYFIX® PRO
RECYFIX® PLUS
RECYFIX® STANDARD
Facade Drainage
SLOTTED CHANNELS
RECYFIX® POINT FASERFIX® POINT
RECYFIX® GREEN
LINEFIX
TOP X

# RECYFIX PRO

Corrosion-free drainage channels for private and public areas.

RECYFIX PRO channels meet the requirements of DIN EN 1433 and are suitable for the following load categories:



Category A 15, Load class 15 kN



Category B 125, Load class 125 kN



Category C 250, Load class 250 kN



Category D 400, Load class 400 kN

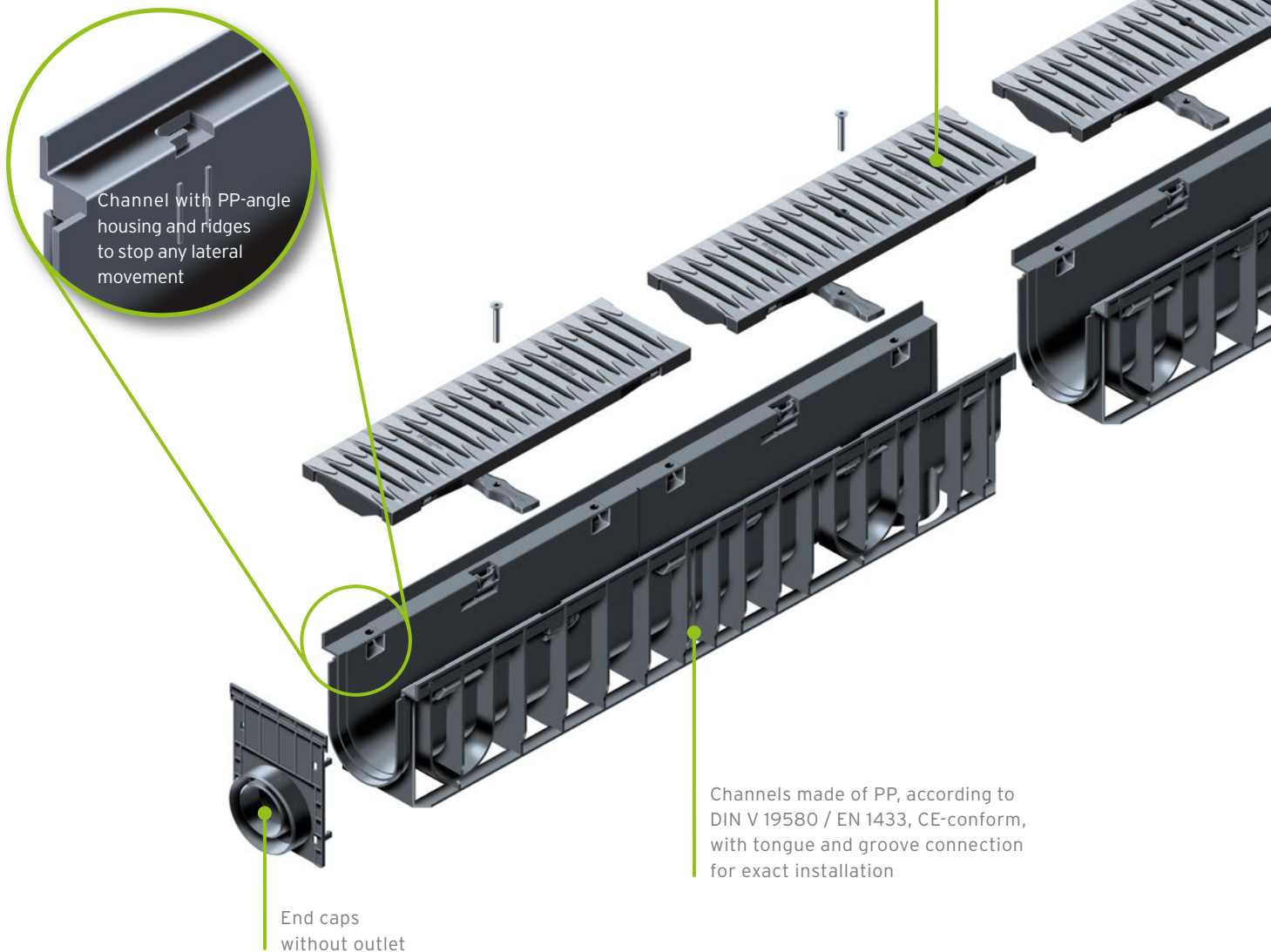
If in doubt, the higher category should be used.

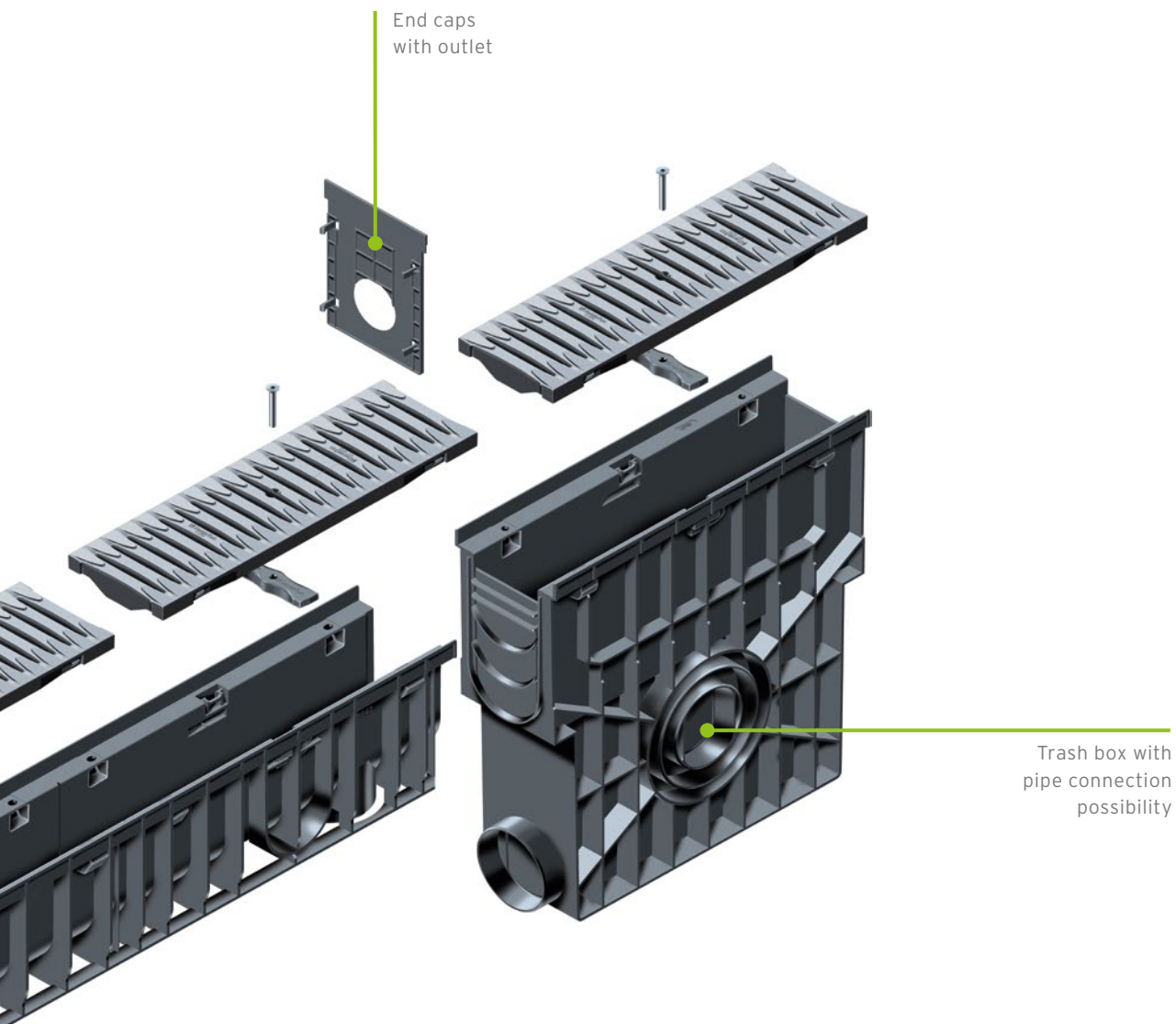
Various grating options,  
for example **FIBRETEC**  
slotted grating

Channel with PP-angle  
housing and ridges  
to stop any lateral  
movement

Channels made of PP, according to  
DIN V 19580 / EN 1433, CE-conform,  
with tongue and groove connection  
for exact installation

End caps  
without outlet





The construction widths and heights of the **RECYFIX PRO**:



Nominal width	100			150			200			300		
Type 75	160	75	55	-	-	-	-	-	-	-	-	-
Type 95	160	95	75	-	-	-	-	-	-	-	-	-
Type 115	-	-	-	212	115	95	262	115	95	-	-	-
Type 01	160	150	122	212	210	180	-	-	-	-	-	-
Type 010	160	200	172	-	-	-	262	200	172	362	360	320
Type 020	160	250	222	-	-	-	-	-	-	-	-	-

Width/height/inner height (in mm)

# The new style of drainage!

Artistically combined, uniquely attractive: coloured **FIBRETEC** gratings.



FIBRETEC®  
Fern, Sand, Stein, Black



# FIBRETEC

The art of drainage has many styles. With the coloured **FIBRETEC** gratings, HAURATON creates a completely new scope of design.

The unique channel gratings in the colours Fern, Sand and Stone can be combined with different materials. Thus, new compositions of colours and textures can always be created. As desired, the coloured FIBRETEC gratings can accentuate the colour composition of the surroundings or harmonise as a complete work of art.



Inspiration for the new gratings was the proven black FIBRETEC which has received various awards since its introduction in 2010. One of which is the International Design Award Baden-Württemberg Focus Open.



The production of the coloured FIBRETEC gratings in the colours Fern, Sand and Stone is done with coloured granulate. The result is uniformly coloured gratings which are particularly weather and UV-resistant. This was tested and approved in the laboratory according to DIN EN ISO 4892-2 as required by DIN 19580: The gratings were exposed to artificial weathering for a total of 1,600 hours in the form of xenon arc radiation and irrigation.

The subsequent mechanical tests were very successful - optical changes were hardly measurable. However, slight long-term colour changes in the material cannot be ruled out.

**FIBRETEC in Fern**



**FIBRETEC in Sand**



**FIBRETEC in Stone**





**FIBRETEC in Black**



# METROPOLIS

Inspired from history - Made for the future





**1927**

The movie 'Metropolis', by Fritz Lang, has influenced various genres since its creation in 1927. With the expressionist representation of a futuristic metropolis, the film producer developed a leitmotif that still inspires artists and designers today.

**2015**



The idea for the channel grating Metropolis comes from HAURATON France Sales Representative Jean-Christophe Turgné. His aim was, with a functional component such as the drainage channel, to set standards with respect to aesthetics and to impart specific construction projects with futuristic, decorative details.

**2016**

Designing, planning and building with METROPOLIS - the new design element provides plenty of room for new concepts. Planners and architects can round out trendsetting architecture or lend grown urban structures a decorative element flowing with the most lively ornamentation.


## Grating options

### RECYFIX PRO 100




#### Longitudinal ductile iron gratings, galvanised

Bar distance: 9 mm




#### Longitudinal ductile iron gratings, KTL

Bar distance: 9 mm



#### Mesh gratings, galvanised

Mesh width: 30 x 30 mm




#### Slotted gratings and reinforced slotted gratings, galvanised and stainless steel

Bar distance: 80 x 10 mm




#### GUGI-Mesh gratings, composite material

Mesh width: 15 x 25 mm





#### Ductile iron grating, METROPOLIS, KTL






**FIBRETEC**  
Slotted gratings,  
in Black

Bar distance: 9 mm




**FIBRETEC**  
Slotted gratings,  
in Fern

Bar distance: 9 mm



**FIBRETEC**  
Slotted gratings,  
in Sand

Bar distance: 9 mm



**FIBRETEC**  
Slotted gratings,  
in Stone

Bar distance: 9 mm

RECYFIX®  
PRO

RECYFIX®  
PLUS

RECYFIX®  
STANDARD

Facade Drainage

SLOTTED  
CHANNELS

RECYFIX® POINT  
FASERFIX® POINT

RECYFIX®  
GREEN

LINEFIX

TOP X



## Grating options

### RECYFIX PRO 150



#### Longitudinal ductile iron gratings, KTL

Bar distance: 9 mm



#### FIBRETEC Slotted gratings, composite material

Bar distance: 9 mm


## Grating options

### RECYFIX PRO 200





#### Longitudinal ductile iron gratings, KTL

Bar distance: 9 mm



#### FIBRETEC Slotted gratings, composite material

Bar distance: 9 mm




#### Mesh gratings, galvanised and stainless steel

Bar distance: 30 x 10 mm



**Ductile iron gratings,  
G-TEC**

Bar distance: 2 x 85 x 9 mm



**Ductile iron grating,  
METROPOLIS, KTL**

Grating options  
**RECYFIX PRO 300**



**Ductile iron gratings,  
G-TEC**

Bar distance: 2 x 141 x 9 mm

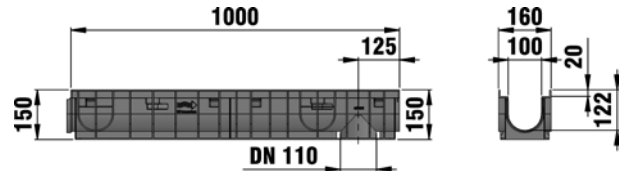
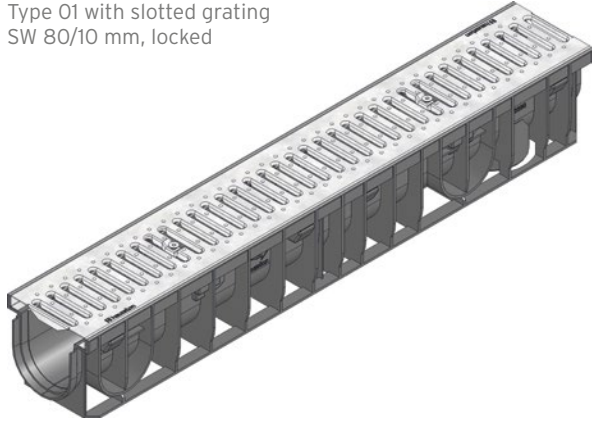
<b>RECYFIX® PRO</b>
<b>RECYFIX® PLUS</b>
<b>RECYFIX® STANDARD</b>
<b>Facade Drainage</b>
<b>SLOTTED CHANNELS</b>
<b>RECYFIX® POINT FASERFIX® POINT</b>
<b>RECYFIX® GREEN</b>
<b>LINEFIX</b>
<b>TOP X</b>

# RECYFIX®PRO 100

## Combi article

### RECYFIX®PRO 100, class A 15

Type 01 with slotted grating  
SW 80/10 mm, locked



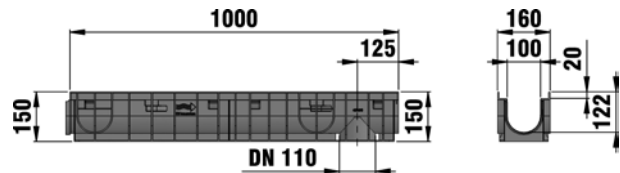

	Length mm	Width mm	Height mm	Internal channel cross-sect. cm <sup>2</sup>	Intake cross-sect. cm <sup>2</sup> /m	Weight kg	Item-No. galvanised	Item-No. stainless steel
Type 01 with slotted grating SW 80/10 mm, locked	1000	160	150	92	278	4,80	47021	47026
Type 0105 with slotted grating SW 80/10 mm, locked	500	160	150	92	278	2,40	47022	47027
Type 010 with slotted grating SW 80/10 mm, locked	1000	160	200	142	278	5,40	47023	47028
Type 01005 with slotted grating SW 80/10 mm, locked	500	160	200	142	278	2,70	47024	47029
Type 020 with slotted grating, SW 80/10 mm, locked	1000	160	250	192	278	6,60	48621	48622
Type 02005 with slotted grating, SW 80/10 mm, locked	500	160	250	192	278	3,20	48671	48672
Type 75 with slotted grating, SW 80/10 mm, locked*	1000	160	75	35	278	4,00	47018	47012
Type 95 with slotted grating, SW 80/10 mm, locked	1000	160	95	55	278	4,60	47019	47013

\* For frequently used areas we recommend FASERFIX KS channels shallow (see CIVILS).  
The quality of stainless steel material corresponds to CNS 1.4301 or CNS 1.4307.

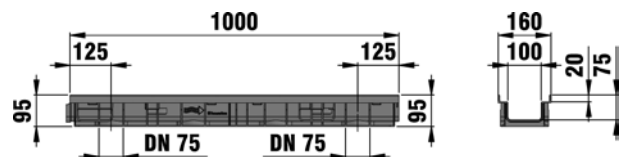

# RECYFIX® PRO 100

## RECYFIX® PRO 100, class B 125

Type 01 with GUGI-Grating  
made of PA-GF, MW 15/25 mm,  
black, locked



Type 75 with GUGI-Grating  
made of PA-GF, MW 15/25 mm,  
black, locked\*



	Length mm	Width mm	Height mm	Internal channel cross-sect. cm <sup>2</sup>	Intake cross-sect. cm <sup>2</sup> /m	Weight kg	Item-No. galvanised	Item-No. stainless steel
Type 01 with GUGI-Grating made of PA-GF, MW 15/25 mm, black, locked	1000	160	150	92	444	4,30	47035	-
Type 0105 with GUGI-Grating made of PA-GF, MW 15/25 mm, black, locked	500	160	150	92	444	2,10	47036	-
Type 010 with GUGI-Grating made of PA-GF, MW 15/25 mm, black, locked	1000	160	200	142	444	4,70	47040	-
Type 01005 with GUGI-Grating made of PA-GF, MW 15/25 mm, black, locked	500	160	200	142	444	2,50	47041	-
Type 020 with GUGI-Grating made of PA-GF, MW 15/25 mm, black, locked	1000	160	250	192	444	5,50	48623	-
Type 02005 with GUGI-Grating made of PA-GF, MW 15/25 mm, black, locked	500	160	250	192	444	2,80	48673	-
Type 75 with GUGI-Grating made of PA-GF, MW 15/25 mm, black, locked*	1000	160	75	35	444	2,90	47032	-
Type 95 with GUGI-Grating made of PA-GF, MW 15/25 mm, black, locked	1000	160	95	55	444	3,60	47033	-
Type 01 with mesh grating MW 30/10 mm, locked	1000	160	150	92	1099	6,00	47034	47037
Type 0105 with mesh grating MW 30/10 mm, locked	500	160	150	92	1080	3,00	47157	47158

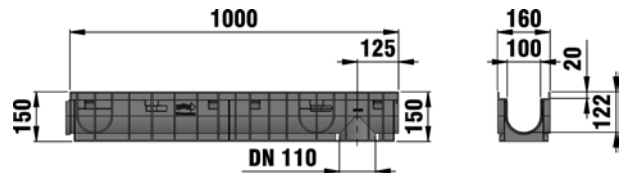

\* For frequently used areas we recommend FASERFIX KS channels shallow (see CIVILS).  
The quality of stainless steel material corresponds to CNS 1.4301 or CNS 1.4307.

# RECYFIX®PRO 100

## Combi article

### RECYFIX®PRO 100, class C 250

Type 01 with FIBRETEC design  
slotted grating in the colour Black,  
SW 9 mm, locked

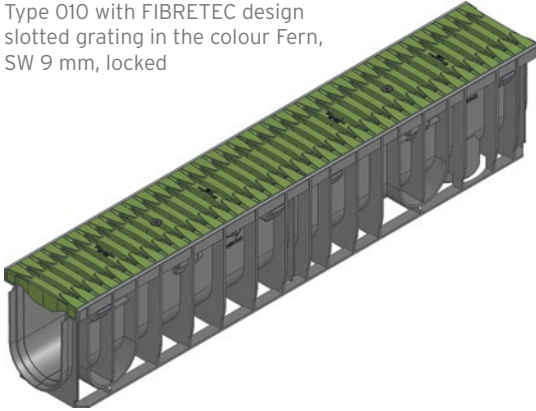


	Length mm	Width mm	Height mm	Internal channel cross-sect. cm <sup>2</sup>	Intake cross-sect. cm <sup>2</sup> /m	Weight kg	Item-No. galvanised	Item-No. stainless steel
Type 01 with FIBRETEC design slotted grating in the colour Black, SW 9 mm, locked	1000	160	150	92	372	4,60	47055	-
Type 0105 with FIBRETEC design slotted grating in the colour Black, SW 9 mm, locked	500	160	150	92	372	2,30	47056	-
Type 010 with FIBRETEC design slotted grating in the colour Black, SW 9 mm, locked	1000	160	200	142	372	4,90	47060	-
Type 01005 with FIBRETEC design slotted grating in the colour Black, SW 9 mm, locked	500	160	200	142	372	2,50	47061	-
Type 020 with FIBRETEC design slotted grating in the colour Black, SW 9 mm, locked	1000	160	250	192	372	5,80	48625	-
Type 02005 with FIBRETEC design slotted grating in the colour Black, SW 9 mm, locked	500	160	250	192	372	3,00	48675	-
Type 75 with FIBRETEC design slotted grating in the colour Black, SW 9 mm, locked*	1000	160	75	35	372	3,40	47062	-
Type 95 with FIBRETEC design slotted grating in the colour Black, SW 9 mm, locked	1000	160	95	55	372	3,70	47063	-
Type 01 with FIBRETEC design slotted grating in the colour Sand, SW 9 mm, locked	1000	160	150	92	372	4,40	47405	-
Type 0105 with FIBRETEC design slotted grating in the colour Sand, SW 9 mm, locked	500	160	150	92	372	2,10	47421	-
Type 010 with FIBRETEC design slotted grating in the colour Sand, SW 9 mm, locked	1000	160	200	142	372	4,90	47406	-
Type 01005 with FIBRETEC design slotted grating in the colour Sand, SW 9 mm, locked	500	160	200	142	372	2,40	47422	-
Type 020 with FIBRETEC design slotted grating in the colour Sand, SW 9 mm, locked	1000	160	250	192	372	5,80	47407	-
Type 02005 with FIBRETEC design slotted grating in the colour Sand, SW 9 mm, locked	500	160	250	192	372	2,90	47423	-
Type 75 with FIBRETEC design slotted grating in the colour Sand, SW 9 mm, locked*	1000	160	75	35	372	3,30	47403	-
Type 95 with FIBRETEC design slotted grating in the colour Sand, SW 9 mm, locked	1000	160	95	55	372	3,70	47404	-
Type 01 with FIBRETEC design slotted grating in the colour Fern, SW 9 mm, locked	1000	160	150	92	372	4,60	47417	-

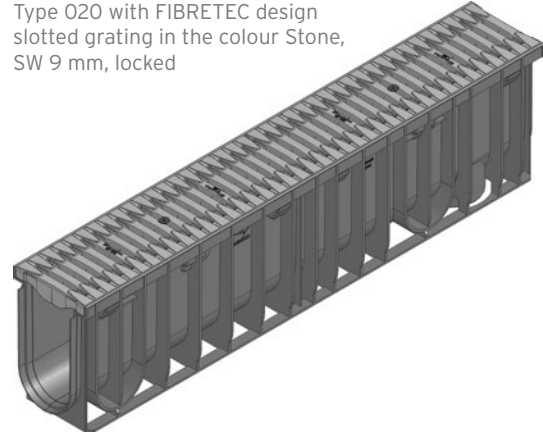
# RECYFIX® PRO 100

## RECYFIX® PRO 100, class C 250

Type 010 with FIBRETEC design slotted grating in the colour Fern, SW 9 mm, locked



Type 020 with FIBRETEC design slotted grating in the colour Stone, SW 9 mm, locked



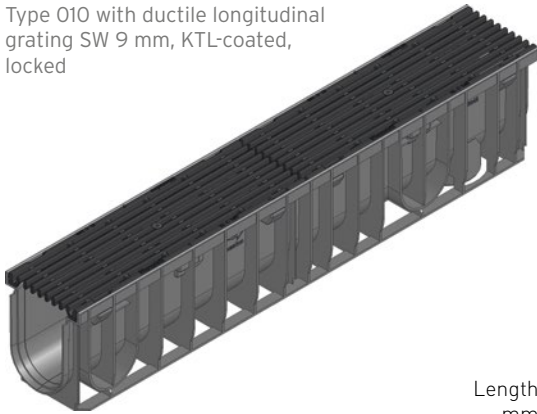
	Length mm	Width mm	Height mm	Internal channel cross-sect. cm <sup>2</sup>	Intake cross-sect. cm <sup>2</sup> /m	Weight kg	Item-No. galvanised	Item-No. stainless steel
Type 0105 with FIBRETEC design slotted grating in the colour Fern, SW 9 mm, locked	500	160	150	92	372	2,10	47427	-
Type 010 with FIBRETEC design slotted grating in the colour Fern, SW 9 mm, locked	1000	160	200	142	372	4,90	47418	-
Type 01005 with FIBRETEC design slotted grating in the colour Fern, SW 9 mm, locked	500	160	200	142	372	2,40	47428	-
Type 020 with FIBRETEC design slotted grating in the colour Fern, SW 9 mm, locked	1000	160	250	192	372	5,80	47419	-
Type 02005 with FIBRETEC design slotted grating in the colour Fern, SW 9 mm, locked	500	160	250	192	372	2,90	47429	-
Type 75 with FIBRETEC design slotted grating in the colour Fern, SW 9 mm, locked*	1000	160	75	35	372	3,40	47415	-
Type 95 with FIBRETEC design slotted grating in the colour Fern, SW 9 mm, locked	1000	160	95	55	372	3,70	47416	-
Type 01 with FIBRETEC design slotted grating in the colour Stone, SW 9 mm, locked	1000	160	150	92	372	4,40	47411	-
Type 0105 with FIBRETEC design slotted grating in the colour Stone, SW 9 mm, locked	500	160	150	92	372	2,10	47424	-
Type 010 with FIBRETEC design slotted grating in the colour Stone, SW 9 mm, locked	1000	160	200	142	372	4,90	47412	-
Type 01005 with FIBRETEC design slotted grating in the colour Stone, SW 9 mm, locked	500	160	200	142	372	2,40	47425	-
Type 020 with FIBRETEC design slotted grating in the colour Stone, SW 9 mm, locked	1000	160	250	192	372	5,80	47413	-
Type 02005 with FIBRETEC design slotted grating in the colour Stone, SW 9 mm, locked	500	160	250	192	372	2,90	47426	-
Type 75 with FIBRETEC design slotted grating in the colour Stone, SW 9 mm, locked*	1000	160	75	35	372	3,40	47409	-
Type 95 with FIBRETEC design slotted grating in the colour Stone, SW 9 mm, locked	1000	160	95	55	372	3,70	47410	-
Type 01 with ductile longitudinal grating SW 9 mm, KTL-coated, locked	1000	160	150	92	528	9,60	48634	-
Type 0105 with ductile longitudinal grating SW 9 mm, KTL-coated, locked	500	160	150	92	528	4,70	48635	-
Type 010 with ductile longitudinal grating SW 9 mm, KTL-coated, locked	1000	160	200	142	528	10,10	48645	-
Type 01005 with ductile longitudinal grating SW 9 mm, KTL-coated, locked	500	160	200	142	528	5,60	48646	-

# RECYFIX®PRO 100

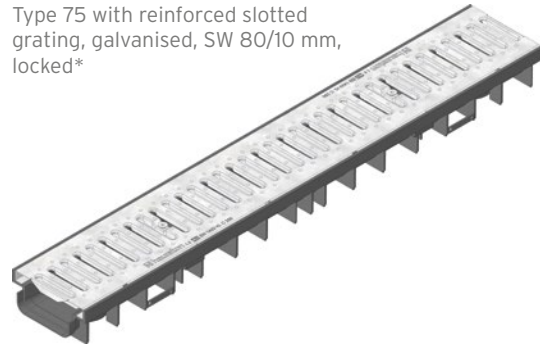
## Combi article

### RECYFIX®PRO 100, class C 250

Type 010 with ductile longitudinal grating SW 9 mm, KTL-coated, locked



Type 75 with reinforced slotted grating, galvanised, SW 80/10 mm, locked\*



	Length mm	Width mm	Height mm	Internal channel cross-sect. cm <sup>2</sup>	Intake cross-sect. cm <sup>2</sup> /m	Weight kg	Item-No. galvanised	Item-No. stainless steel
Type 020 with longitudinal ductile iron grating SW 9 mm, KTL-coated, locked	1000	160	250	192	528	11,40	48626	-
Type 02005 with longitudinal ductile iron grating, SW 9 mm, KTL-coated, locked	500	160	250	192	528	5,70	48676	-
Type 75 with ductile longitudinal grating SW 9 mm, KTL-coated, locked*	1000	160	75	35	528	8,50	47038	-
Type 95 with ductile longitudinal grating SW 9 mm, KTL-coated, locked	1000	160	95	55	528	9,00	47039	-
Type 01 with longitudinal ductile iron grating SW 9 mm, galvanised, locked	1000	160	150	92	528	9,60	48636	-
Type 0105 with longitudinal ductile iron grating SW 9 mm, galvanised, locked	500	160	150	92	528	5,20	48637	-
Type 010 with longitudinal ductile iron grating SW 9 mm, galvanised, locked	1000	160	200	142	528	10,10	48647	-
Type 01005 with longitudinal ductile iron grating SW 9 mm, galvanised, locked	500	160	200	142	528	5,00	48648	-
Type 75 with longitudinal ductile iron grating SW 9 mm, galvanised, locked*	1000	160	75	35	528	8,50	47068	-
Type 95 with longitudinal ductile iron grating SW 9 mm, galvanised, locked	1000	160	95	55	528	8,90	47069	-
Type 01 with reinforced slotted grating SW 80/10 mm, locked	1000	160	150	92	281	7,30	47074	47084
Type 0105 with reinforced slotted grating SW 80/10 mm, locked	500	160	150	92	281	3,70	47075	47085
Type 010 with reinforced slotted grating SW 80/10 mm, locked	1000	160	200	142	281	7,60	47076	47086
Type 01005 with reinforced slotted grating SW 80/10 mm, locked	500	160	200	142	281	4,00	47077	47087
Type 020 with reinforced slotted grating, SW 80/10 mm, locked	1000	160	250	192	281	9,00	48627	48628
Type 02005 with reinforced slotted grating, SW 80/10 mm, locked	500	160	250	192	281	4,50	48677	48678
Type 75 with reinforced slotted grating, galvanised, SW 80/10 mm, locked*	1000	160	75	35	281	6,50	47014	47016
Type 95 with reinforced slotted grating, galvanised, SW 80/10 mm, locked	1000	160	95	55	281	6,90	47015	47017

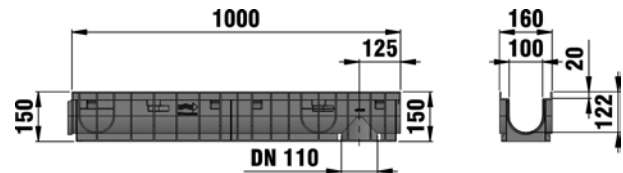

\* For frequently used areas we recommend FASERFIX KS channels shallow (see CIVILS).  
The quality of stainless steel material corresponds to CNS 1.4301 or CNS 1.4307.



# RECYFIX® PRO 100

## RECYFIX® PRO 100, class D 400

Type 01 with ductile iron design grating METROPOLIS, black, KTL-coated, locked

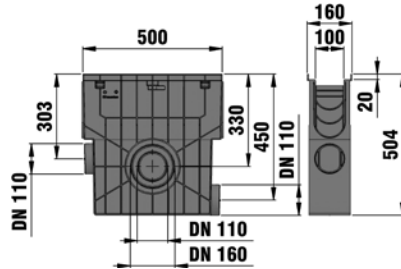


	Length mm	Width mm	Height mm	Internal channel cross-sect. cm <sup>2</sup>	Intake cross-sect. cm <sup>2</sup> /m	Weight kg	Item No.
Type 01 with ductile iron design grating METROPOLIS, black, KTL-coated, locked	1000	160	150	92	165	12,50	47002
Type 0105 with ductile iron design grating METROPOLIS, black, KTL-coated, locked	500	160	150	92	165	6,20	47003
Type 010 with ductile iron design grating METROPOLIS, black, KTL-coated, locked	1000	160	200	142	165	12,90	47057
Type 01005 with ductile iron design grating METROPOLIS, black, KTL-coated, locked	500	160	200	142	165	6,50	47058
Type 020 with ductile iron design grating METROPOLIS, black, KTL-coated, locked	1000	160	250	192	165	13,90	48618
Type 02005 with ductile iron design grating METROPOLIS, black, KTL-coated, locked	500	160	250	192	165	6,90	48619
Type 75 with ductile iron design grating METROPOLIS, black, KTL-coated, locked*	1000	160	75	35	165	11,40	47008
Type 95 with ductile iron design grating METROPOLIS, black, KTL-coated, locked	1000	160	95	55	165	11,80	47009
Type 01 with longitudinal ductile iron grating SW 9 mm, KTL-coated, locked	1000	160	150	92	528	10,40	48630
Type 0105 with longitudinal ductile iron grating SW 9 mm, KTL-coated, locked	500	160	150	92	528	5,20	48631
Type 010 with longitudinal ductile iron grating SW 9 mm, KTL-coated, locked	1000	160	200	142	528	11,10	48640
Type 01005 with longitudinal ductile iron grating SW 9 mm, KTL-coated, locked	500	160	200	142	528	5,50	48641
Type 75 with longitudinal ductile iron grating SW 9 mm, KTL-coated, locked*	1000	160	75	35	528	9,50	47064
Type 95 with longitudinal ductile iron grating SW 9 mm, KTL-coated, locked	1000	160	95	55	528	10,00	47065
Type 01 with longitudinal ductile iron grating SW 9 mm, galvanised, locked	1000	160	150	92	528	10,40	48632
Type 0105 with longitudinal ductile iron grating SW 9 mm, galvanised, locked	500	160	150	92	528	5,20	48633
Type 010 with longitudinal ductile iron grating SW 9 mm, galvanised, locked	1000	160	200	142	528	11,10	48643
Type 01005 with longitudinal ductile iron grating SW 9 mm, galvanised, locked	500	160	200	142	528	5,50	48644
Type 75 with longitudinal ductile iron grating SW 9 mm, galvanised, locked*	1000	160	75	35	528	9,50	47066
Type 95 with longitudinal ductile iron grating SW 9 mm, galvanised, locked	1000	160	95	55	528	10,00	47067

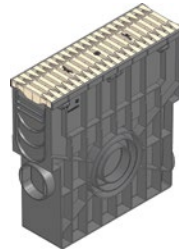
# RECYFIX® PRO 100

## Accessories

### Trash boxes



Trash box with PE mud bucket and slotted grating SW 80/10 mm, class A 15, locked



Trash box with galvanised mud bucket and GUGI-Grating made of PA-GF, MW 15/25 mm, class B 125, black

Trash box with PE mud bucket and FIBRETEC design slotted grating in the colour Black, SW 9 mm, class C 250, locked

Trash box with PE mud bucket and FIBRETEC design slotted grating in the colour Sand SW 9 mm, class C 250, locked

	Length mm	Width mm	Height mm	Weight kg	Item-No. galvanised	Item-No. stainless steel
Trash box with PE mud bucket and slotted grating SW 80/10 mm, class A 15, locked	500	160	504	5,70	47025	47043
Trash box with galvanised mud bucket and GUGI-Grating made of PA-GF, MW 15/25 mm, class B 125, black	500	160	504	5,90	47053	-
Trash box with plastic mud bucket and mesh grating MW 30/10 mm, class B 125, locked	500	160	504	6,40	47052	47059
Trash box with PE mud bucket and FIBRETEC design slotted grating in the colour Black, SW 9 mm, class C 250, locked	500	160	504	5,90	47054	-
Trash box with PE mud bucket and FIBRETEC design slotted grating in the colour Sand SW 9 mm, class C 250, locked	500	160	504	5,90	47408	-
Trash box with PE mud bucket and FIBRETEC design slotted grating in the colour Fern SW 9 mm, class C 250, locked	500	160	504	5,90	47420	-
Trash box with PE mud bucket and FIBRETEC design slotted grating in the colour Stone SW 9 mm, class C 250, locked	500	160	504	5,90	47414	-
Trash box with PE mud bucket and with ductile longitudinal grating SW 9 mm, KTL, class C 250, locked	500	160	504	8,10	48655	-
Trash box with PE mud bucket and longitudinal ductile iron grating SW 9 mm, galvanised, class C 250, locked	500	160	504	8,10	48656	-
Trash box with PE mud bucket and slotted grating SW 80/10 mm, class C 250, locked	500	160	504	7,10	47078	47088
Trash box with PE mud bucket and ductile design iron grating METROPOLIS, black, KTL-coated, locked	500	160	504	9,50	48657	-
Trash box with PE mud bucket and longitudinal ductile iron grating SW 9 mm, galvanised, class D 400, locked	500	160	504	8,10	48654	-
Trash box with PE mud bucket and longitudinal ductile iron grating SW 9 mm, KTL, class D 400, locked	500	160	504	8,60	48653	-

The quality of stainless steel material corresponds to CNS 1.4301 or CNS 1.4307.

# RECYFIX® PRO 100

## End caps



End cap closed for type 01



End cap made of PP with outlet DN/OD 110, type 01

	Length mm	Width mm	Height mm	Weight kg	Item No.
End cap closed for type 01	-	160	124	0,00	48681
End cap made of PP with outlet DN/OD 110, type 01	-	160	200	0,10	48691
End cap closed for type 010	-	160	176	0,10	47082
End cap made of PP with outlet DN/OD 110, type 010	-	160	201	0,10	47093
End cap made of PP, type 020	-	160	250	0,10	48683
End cap made of PP with outlet DN/OD 110, type 020	-	160	250	0,10	48695
End cap type 75	-	160	61	0,00	47097
End cap type 95	-	160	81	0,00	47098

## Further accessories



Foul air trap for RECYFIX trash box 100



Foul air trap, vertical, DN/OD 110



Foul air trap set, vertical DN/OD 110 for RECYFIX 100



Mud bucket vertical made of modified composite for outlet DN/OD 110, black



Step Fall Adapter for step slope, from type 01 to type 010, from type 010 to type 020

	Length mm	Width mm	Height mm	Weight kg	Item No.
Foul air trap for RECYFIX trash box 100	75	78	135	0,10	967
Foul air trap, vertical, DN/OD 110	-	187	181	0,60	40295
Foul air trap set, vertical DN/OD 110 for RECYFIX 100	-	-	203	0,40	40294
Foul air trap DN/OD 110, outside	-	-	-	0,40	961
Adaptor for DN/OD 75 to PVC-U pipe DN/OD 110	-	-	-	0,10	1193
Mud bucket vertical made of modified composite for outlet DN/OD 110, black	100	100	85	0,00	40293
Step Fall Adapter for step slope, from type 01 to type 010, from type 010 to type 020	189	108	88	0,20	48790
Universal sealant/adhesive Siga-Meltell® 220 black**	-	-	-	1,00	19051
Tubular pistol for universal sealant/adhesive Siga-Meltell® 220 black**	-	-	-	1,30	6891
Holesaw, Ø 102 mm, with tool holder for a drill	-	-	-	0,60	980

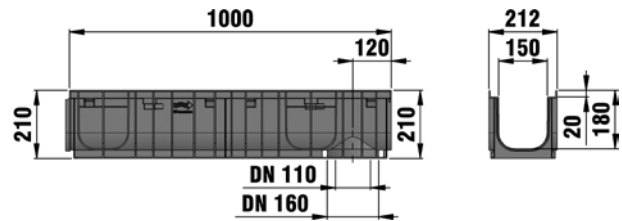

**\*\*Amount needed for Type O20: approx. 22 ml per joint**

# RECYFIX®PRO 150

## Combi article

### RECYFIX®PRO 150, class B 125

Type 01 with FIBRETEC design slotted grating, SW 9 mm, black, locked



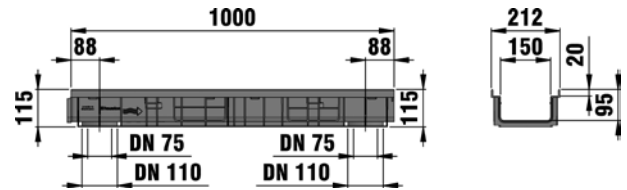

	Length mm	Width mm	Height mm	Internal channel cross-sect. cm <sup>2</sup>	Intake cross-sect. cm <sup>2</sup> /m	Weight kg	Item-No. galvanised	Item-No. stainless steel
Type 01 with FIBRETEC design slotted grating, SW 9 mm, black, locked	1000	212	210	230	500	7,40	47135	-
Type 0105 with FIBRETEC design slotted grating, SW 9 mm, black, locked	500	212	210	230	500	3,70	47136	-
Type 115 with FIBRETEC design slotted grating, SW 9 mm, black, locked	1000	212	115	116	500	6,10	47133	-
Type 01 with mesh grating, MW 30/10 mm, locked	1000	212	210	230	1490	8,60	47140	47141
Type 0105 with mesh grating, MW 30/10 mm, locked	500	212	210	230	1468	4,40	47147	47148

The quality of stainless steel material corresponds to CNS 1.4301 or CNS 1.4307.

# RECYFIX® PRO 150

## RECYFIX® PRO 150, class C 250

Type 115 with longitudinal ductile iron grating SW 9 mm, KTL-coated, locked



	Length mm	Width mm	Height mm	Internal channel cross-sect. cm <sup>2</sup>	Intake cross-sect. cm <sup>2</sup> /m	Weight kg	Item No.
Type 01 with longitudinal ductile iron grating SW 9 mm, KTL-coated, locked	1000	212	210	230	740	17,20	47131
Type 0105 with longitudinal ductile iron grating SW 9 mm, KTL-coated, locked	500	212	210	230	740	8,60	47137
Type 115 with longitudinal ductile iron grating SW 9 mm, KTL-coated, locked	1000	212	115	116	740	15,90	47134

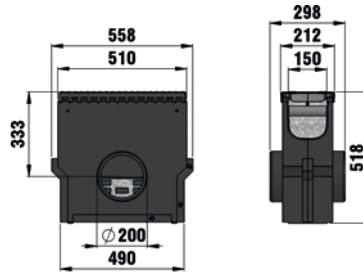
# RECYFIX® PRO 150

## Accessories

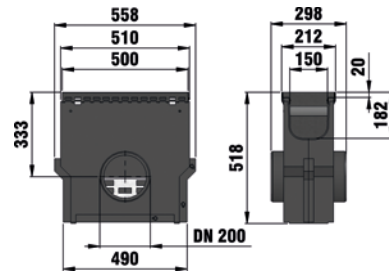
### Trash boxes



Trash box with galvanised mud bucket and FIBRETEC design slotted grating, black, SW 9 mm, class B 125, locked



Trash box with galvanised mud bucket and longitudinal ductile iron grating SW 9 mm, KTL, class C 250, locked



	Length mm	Width mm	Height mm	Weight kg	Item-No. galvanised	Item-No. stainless steel
Trash box with galvanised mud bucket and FIBRETEC design slotted grating, black, SW 9 mm, class B 125, locked	500	212	518	18,70	47153	-
Trash box with galvanised mud bucket, mesh grating MW 30/10 mm, class B 125, locked	500	212	518	19,40	47155	47156
Trash box with galvanised mud bucket and longitudinal ductile iron grating SW 9 mm, KTL, class C 250, locked	500	212	518	23,60	47154	-

**The quality of stainless steel material corresponds to CNS 1.4301 or CNS 1.4307.**

# RECYFIX® PRO 150

## End caps



End cap combined, PP with outlet DN/OD 75/110 for type 01



End cap closed, type 115

	Length mm	Width mm	Height mm	Weight kg	Item No.
End cap combined, PP with outlet DN/OD 75/110 for type 01	-	210	218	0,10	40591
End cap closed, type 115	-	208	100	0,00	47197

## Further accessories



Foul air trap, vertical, DN/OD 110



Foul air trap set, vertical DN/OD 110 for RECYFIX 100



Mud bucket vertical made of modified composite for outlet DN/OD 110, black



Mud bucket for outlet DN/OD 160

	Length mm	Width mm	Height mm	Weight kg	Item No.
Foul air trap, vertical, DN/OD 110	-	187	181	0,60	40295
Foul air trap set, vertical DN/OD 110 for RECYFIX 100	-	-	203	0,40	40294
Mud bucket vertical made of modified composite for outlet DN/OD 110, black	100	100	85	0,00	40293
Mud bucket vertical made of modified composite for outlet DN/OD 160, black	-	-	-	0,10	845
Mud bucket for outlet DN/OD 160	-	-	180	0,80	2191
Universal sealant/adhesive Siga-Meltell® 220 black**	-	-	-	1,00	19051
Tubular pistol for universal sealant/adhesive Siga-Meltell® 220 black**	-	-	-	1,30	6891
Holesaw, Ø 102 mm, with tool holder for a driller	-	-	-	0,60	980

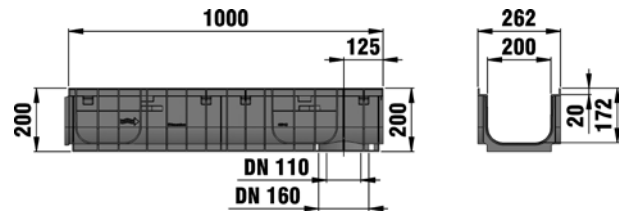
**\*\*Amount needed for Type 01: approx. 17 ml per joint**

# RECYFIX®PRO 200

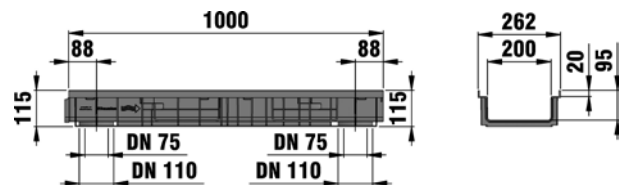

## Combi article

### RECYFIX®PRO 200, class B 125

Type 010 with FIBRETEC design slotted grating, SW 9 mm, black, locked



Type 115 with FIBRETEC design slotted grating, SW 9 mm, black, locked



	Length mm	Width mm	Height mm	Internal channel cross-sect. cm <sup>2</sup>	Intake cross-sect. cm <sup>2</sup> /m	Weight kg	Item-No. galvanised	Item-No. stainless steel
Type 010 with FIBRETEC design slotted grating, SW 9 mm, black, locked	1000	262	200	294	656	8,30	47246	-
Type 115 with FIBRETEC design slotted grating, SW 9 mm, black, locked	1000	262	115	150	656	7,00	47233	-
Typ 010 with mesh grating, MW 30/10 mm, locked	1000	262	200	294	1912	11,00	47248	47249
Type 01005 with mesh grating MW 30/10 mm, locked	500	262	200	294	1912	5,10	47243	47244

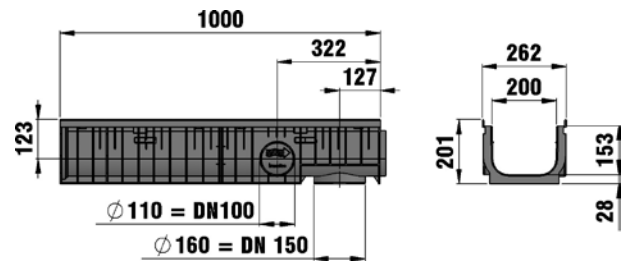

The quality of stainless steel material corresponds to CNS 1.4301 or CNS 1.4307.



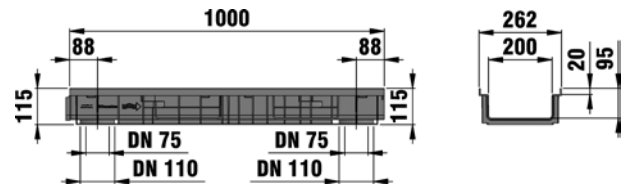
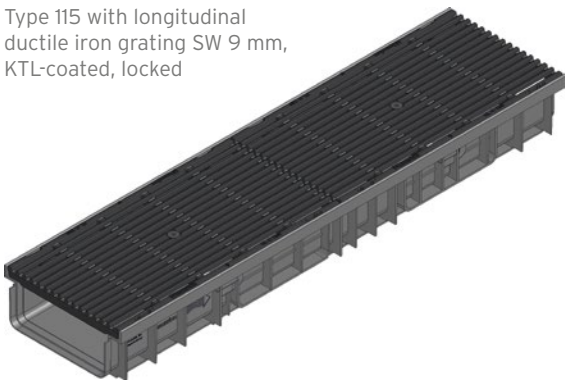
# RECYFIX® PRO 200

## RECYFIX® PRO 200, class C 250

Type 010 with longitudinal ductile iron grating SW 9 mm, KTL-coated, locked



Type 115 with longitudinal ductile iron grating SW 9 mm, KTL-coated, locked



	Length mm	Width mm	Height mm	Internal channel cross-sect. cm <sup>2</sup>	Intake cross-sect. cm <sup>2</sup> /m	Weight kg	Item No.
Type 010 with longitudinal ductile iron grating SW 9 mm, KTL-coated, locked	1000	262	200	294	951	22,60	47247
Type 115 with longitudinal ductile iron grating SW 9 mm, KTL-coated, locked	1000	262	115	150	951	21,60	47234
Type 010 with G-TEC Ductile iron grating, SW 9 mm, KTL-coated, locked	1000	262	200	294	595	20,60	47240
Type 115 with G-TEC Ductile iron grating, SW 9 mm, KTL-coated, locked	1000	262	115	150	595	19,30	47231

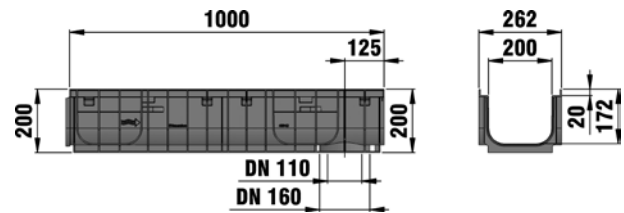

Channels with solid ductile iron covers (closed) can be found in the range SERVICE CHANNELS.

# RECYFIX®PRO 200

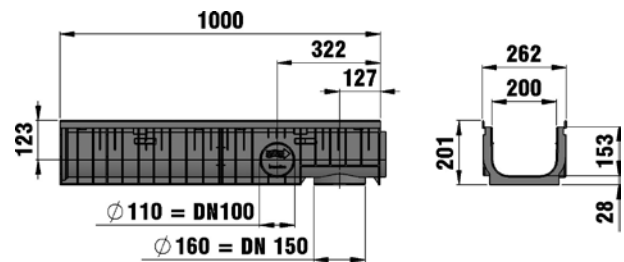
## Combi article

### RECYFIX®PRO 200, class D 400

Type 010 with ductile iron design grating METROPOLIS, black, KTL-coated, locked



Type 010 with G-TEC Ductile iron grating, SW 9 mm, KTL-coated, locked



	Length mm	Width mm	Height mm	Internal channel cross-sect. cm <sup>2</sup>	Intake cross-sect. cm <sup>2</sup> /m	Weight kg	Item No.
Type 01005 with ductile iron design grating METROPOLIS, black, KTL-coated, locked	500	262	200	294	279	12,30	47273
Type 010 with ductile iron design grating METROPOLIS, black, KTL-coated, locked	1000	262	200	294	279	23,80	47272
Type 115 with ductile iron design grating METROPOLIS, black, KTL-coated, locked	1000	262	115	150	279	23,80	47271
Type 010 with G-TEC Ductile iron grating, SW 9 mm, KTL-coated, locked	1000	262	200	294	595	20,60	47245
Type 115 with G-TEC Ductile iron grating, SW 9 mm, KTL-coated, locked	1000	262	115	150	595	19,30	47232

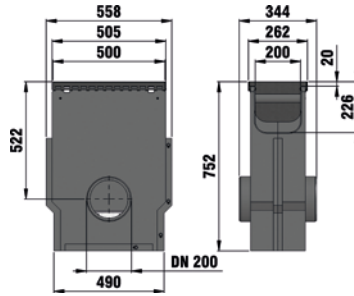
# RECYFIX® PRO 200

## Accessories

### Trash boxes



Trash box with galvanised mud bucket and FIBRETEC design slotted grating, SW 9 mm, black, class B 125, locked



Trash box with PE mud bucket and ductile iron design grating METROPOLIS, black, KTL-coated, locked

	Length mm	Width mm	Height mm	Weight kg	Item-No. galvanised	Item-No. stainless steel
Trash box with galvanised mud bucket and FIBRETEC design slotted grating, SW 9 mm, black, class B 125, locked	500	262	752	28,90	47253	-
Trash box with galvanised mud bucket and mesh grating MW 30/30 mm, class B 125, locked	500	262	752	30,10	47256	47257
Trash box with galvanised mud bucket and longitudinal ductile iron grating SW 9 mm, KTL-coated, class C 250, locked	500	262	752	36,20	47254	-
Trash box with galvanised mud bucket and G-TEC Ductile iron grating, SW 9 mm, KTL-coated, class C 250, locked	500	262	752	35,40	47252	-
Trash box with galvanised mud bucket and G-TEC Ductile iron grating, black, SW 9 mm, class D 400, locked	500	262	752	35,40	47255	-
Trash box with PE mud bucket and ductile iron design grating METROPOLIS, black, KTL-coated, locked	500	262	752	37,20	47278	-

The quality of stainless steel material corresponds to CNS 1.4301 or CNS 1.4307.

# RECYFIX® PRO 200

## Accessories

### End caps



End cap closed,  
type 115

	Length mm	Width mm	Height mm	Weight kg	Item No.
End cap combined made of PP closed / with outlet DN/OD 110, type 010	-	258	217	0,20	41387
End cap closed, type 115	-	262	100	0,10	47297

# RECYFIX® PRO 200

## Further accessories



Mud bucket vertical made of modified composite for outlet DN/OD 110, black



Mud bucket for outlet DN/OD 160



Foul air trap, vertical, DN/OD 110



Foul air trap set, vertical DN/OD 110 for RECYFIX 100

	Length mm	Width mm	Height mm	Weight kg	Item No.
Mud bucket vertical made of modified composite for outlet DN/OD 110, black	100	100	85	0,00	40293
Mud bucket for outlet DN/OD 160	-	-	180	0,80	2191
Foul air trap, vertical, DN/OD 110	-	187	181	0,60	40295
Foul air trap set, vertical DN/OD 110 for RECYFIX 100	-	-	203	0,40	40294
Universal sealant/adhesive Siga-Meltell® 220 black**	-	-	-	1,00	19051
Tubular pistol for universal sealant/adhesive Siga-Meltell® 220 black**	-	-	-	1,30	6891
Holesaw, Ø 102 mm, with tool holder for a driller	-	-	-	0,60	980

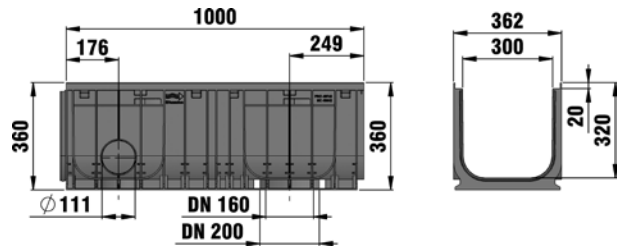
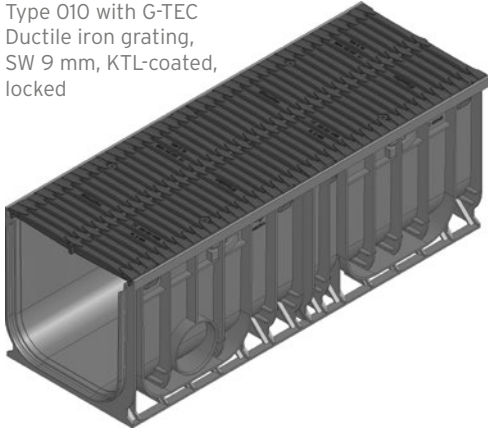
**\*\*Amount needed for Type O10: approx. 18 ml per joint**

# RECYFIX®PRO 300

## Combi article

### RECYFIX®PRO 300, class C 250

Type 010 with G-TEC  
Ductile iron grating,  
SW 9 mm, KTL-coated,  
locked



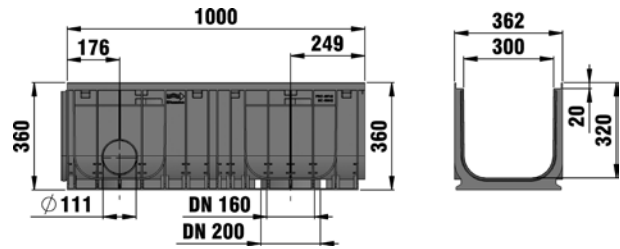

	Length mm	Width mm	Height mm	Internal channel cross-sect. cm <sup>2</sup>	Intake cross-sect. cm <sup>2</sup> /m	Weight kg	Item No.
Type 010 with G-TEC Ductile iron grating, SW 9 mm, KTL-coated, locked	1000	362	360	873	960	38,10	49744

**Channels with solid ductile iron covers (closed) can be found in the range SERVICE CHANNELS.**

# RECYFIX® PRO 300

## RECYFIX® PRO 300, class D 400

Type 010 with G-TEC  
Ductile iron grating,  
SW 9 mm, KTL-coated,  
locked

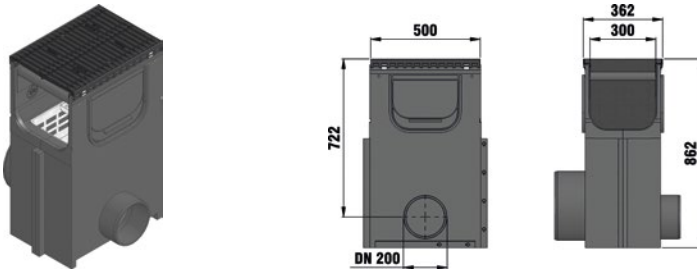


	Length mm	Width mm	Height mm	Internal channel cross-sect. cm <sup>2</sup>	Intake cross-sect. cm <sup>2</sup> /m	Weight kg	Item No.
Type 010 with G-TEC Ductile iron grating, SW 9 mm, KTL-coated, locked	1000	362	360	873	960	38,10	49745

# RECYFIX® PRO 300

## Accessories

### Trash boxes




Trash box with galvanised mud bucket and G-TEC Ductile iron grating, SW 2 x 141 x 9 mm, KTL-coated, class C 250, locked, with PVC-U pipe outlet DN/OD 200

	Length mm	Width mm	Height mm	Weight kg	Item No.
Trash box with galvanised mud bucket and G-TEC Ductile iron grating, SW 2 x 141 x 9 mm, KTL-coated, class C 250, locked, with PVC-U pipe outlet DN/OD 200	500	362	862	52,00	32329
Trash box with galvanised mud bucket and G-TEC Ductile iron grating, SW 2 x 141 x 9 mm, KTL-coated, class C 250, locked, with PVC-U pipe outlet DN/OD 315	500	362	862	52,00	32336

### End caps



End cap closed, galvanised, type 010



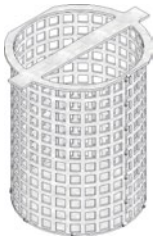
End cap with horizontal PVC-U pipe outlet DN/OD 200, galvanised, type 010

	Length mm	Width mm	Height mm	Weight kg	Item No.
End cap closed, galvanised, type 010	-	360	360	1,90	49783
End cap with horizontal PVC-U pipe outlet DN/OD 200, galvanised, type 010	-	360	360	2,60	49791



# RECYFIX® PRO 300

## Further accessories



Mud bucket for outlet  
DN/OD 160

	Length mm	Width mm	Height mm	Weight kg	Item No.
Universal sealant/adhesive Siga-Meltell® 220 black**	-	-	-	1,00	19051
Tubular pistol for universal sealant/adhesive Siga-Meltell® 220 black**	-	-	-	1,30	6891
Mud bucket for outlet DN/OD 160	-	-	180	0,80	2191

**\*\*Amount needed for Type O10: approx. 32 ml per joint**

# RECYFIX PLUS

Drainage channels with a sophisticated look for public and commercial areas.



**Conference-Centre ICE  
Cracow, Poland**



# RECYFIX PLUS

Drainage channels with a sophisticated look for public and commercial areas.

## 1 Requirements

Drainage channels in commercial and public areas have to

- permanently withstand the daily stress of cars, trucks and pedestrians
- be optically attractive
- withstand weather influences (frost, heat, humidity)
- be in accordance with DIN EN 1433

## 2 Application areas

- public and commercial areas
- trafficked areas with higher loadings

## 3 Solutions

Therefore RECYFIX PLUS channels are suitable for the drainage of public and commercial areas:

- stable channels made of 100% recycled PE
- torsion-resistant ribs and steel frames for high stability
- corrosion-protected frames made of galvanised or stainless steel
- optical appreciation through visible steel frame



Congress-Centre in Cracow, Poland




ALLEE Shopping Centre in Budapest, Hungary



Scoresby Bunnings Markt in Australia



Mazda Car Dealer in Hobart, Tasmania, Australia



Shopping Centre MOLO in Stettin, Poland

RECYFIX®  
PRO

RECYFIX®  
PLUS

RECYFIX®  
STANDARD

Facade Drainage

SLOTTED  
CHANNELS

RECYFIX® POINT  
FASERFIX® POINT

RECYFIX®  
GREEN

LINEFIX

TOP X

# YOUR BENEFITS WITH RECYFIX PLUS

## FRAME SYSTEM

- integrated galvanised or stainless steel frames
- protection against longitudinal and lateral movements of gratings

= **PERFORMANCE ASSURED**



## PRE-ASSEMBLED READY FOR INSTALLATION

- channel and grating = one part
- no spare parts
- easy handling in stock and on construction site
- cost-efficient transport

= **BETTER GROSS MARGIN**



## HIGH RESISTANCE

- high resistance against frost, de-icing salt and UV rays
- withstands high temperature differences
- for climate ranges from - 50 °C to + 80 °C and more

= **QUALITY ASSURED / LONGEVITY**



## LOW WEIGHT ENSURES EASY HANDLING ON SITE

- much lighter than channels made of polymer/resin concrete
- easy transport and installation

= **COST SAVINGS**



## HIGH-GRADE MATERIAL

- **RECYFIX** - stable and almost unbreakable
- elastic and especially robust material
- withstands high loads and temperature differences in daily use
- 100 % recycled composite body (and also 100 % recyclable)  
→ 100% environmentally friendly
- 0 % water absorption
- smooth inner surface for superior flow characteristics
- PP channel body can be cut, drilled and worked easily on site

= **QUALITY & PERFORMANCE ASSURED**



## HIGH STABILITY

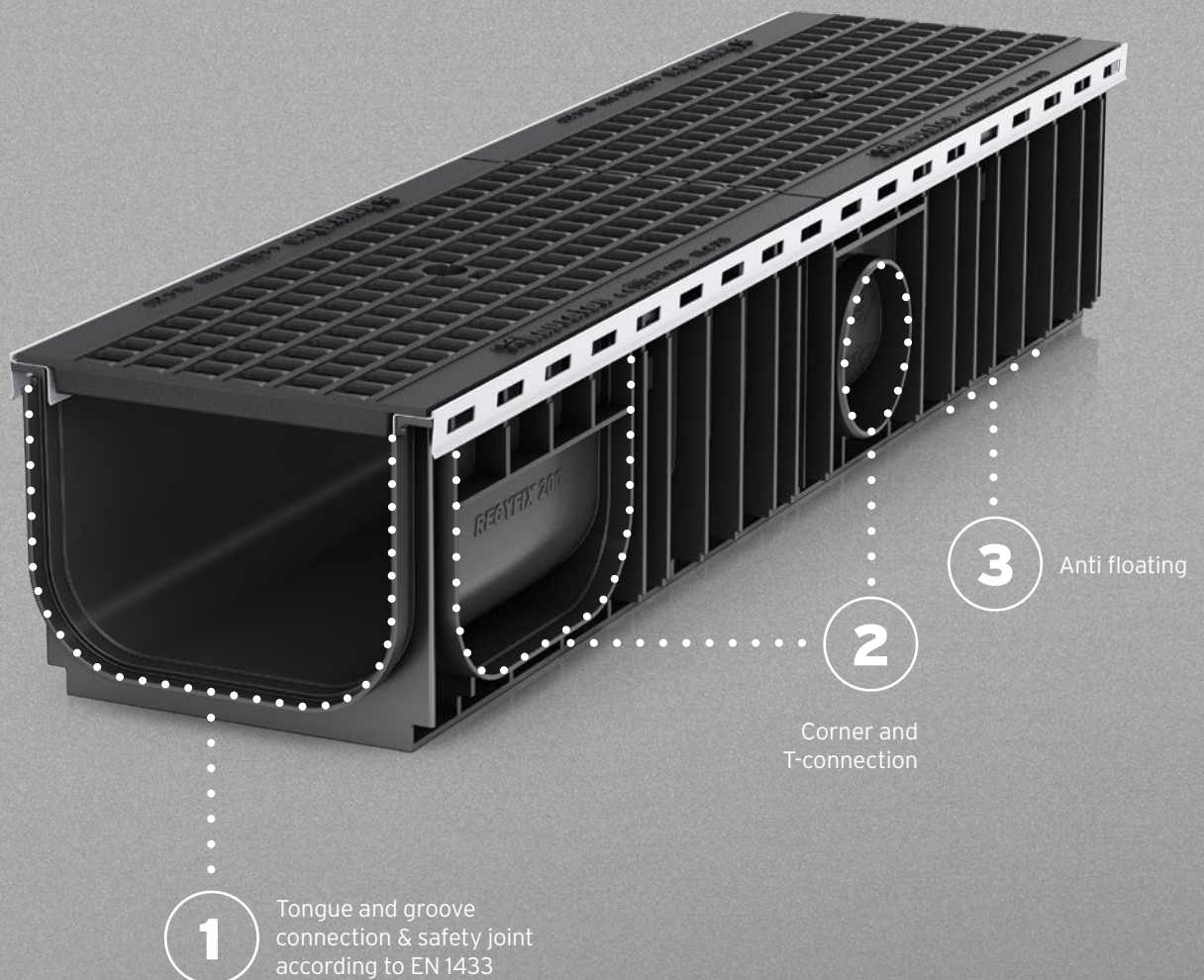
- proven structural design for superior resistance to dynamic forces and load class C 250
- various ductile iron gratings in loading classes from class A 15 to C 250 according to DIN EN 1433
- stable and durable drainage channel with protective edge

= **PERFORMANCE ASSURED**



**IDEAL FOR ...**

applications with higher traffic up to class C 250, such as car parks, industrial estates and sewage plants.



# RECYFIX PLUS

## RECYFIX PLUS channels provide for state-of-the-art drainage at the Vodafone campus in Düsseldorf

### Durable and free of corrosion:

#### Facade and terrace drainage using RECYFIX PLUS.

The Vodafone campus - a state-of-the-art office complex with workplaces for more than 5000 employees. More than 300 million euros have been invested in bringing different sites together at the new head office. The building was designed and implemented in accordance with the criteria of the seal of quality for sustainable construction LEED Gold (Leadership in Energy and Environmental Design).


### Reasons for using nearly 700 metres of RECYFIX PLUS:

- Low construction costs
  - Ease of installation and processing polygonal laying rather than radial tailor-made channel
- Ecological material
  - Recycled PP
  - Extremely detailed specifications with regard to material origin, material composition and manufacturing procedure
- Elegant appearance
  - Continuous metal edge on surface
  - Mesh gratings with no interfering little plates containing manufacturer details and load specifications





**Vodafone-Campus  
in Düsseldorf, Germany**



RECYFIX® PRO
RECYFIX® PLUS
RECYFIX® STANDARD
Facade Drainage
SLOTTED CHANNELS
RECYFIX® POINT FASERFIX® POINT
RECYFIX® GREEN
LINEFIX
TOP X

# RECYFIX PLUS

Drainage channels with a sophisticated look for public and commercial areas.

RECYFIX PLUS channels meet the requirements of DIN EN 1433 and are suitable for the following load categories:



### Category A 15, Load class 15 KN

Trafficked areas, which are exclusively used by pedestrians and cyclists



### Category B 125, Load class 125 kN

Sidewalks, pedestrian areas and comparable areas, car parks or car parking decks

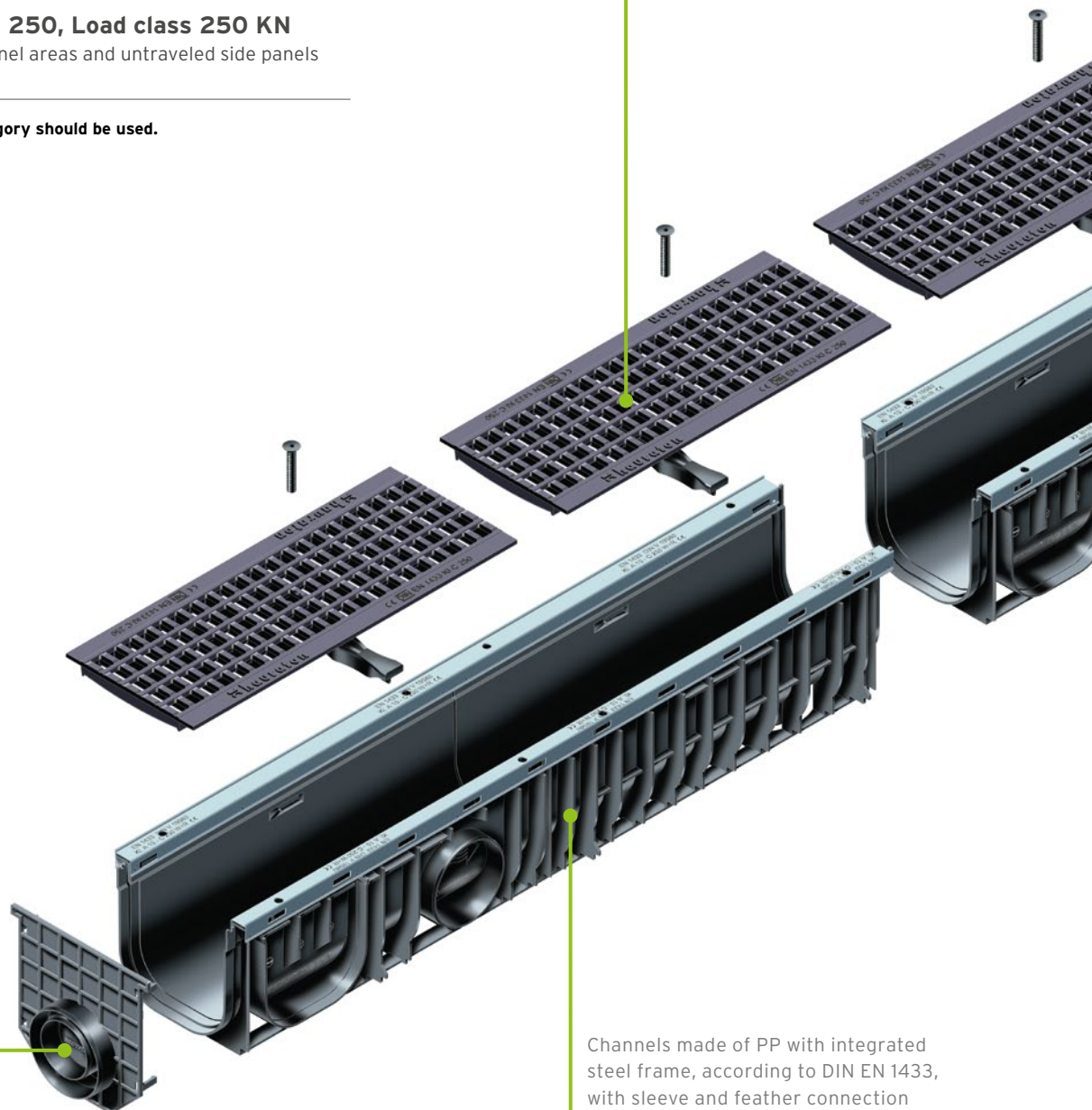


### Category C 250, Load class 250 KN

Sidewalk channel areas and untraveled side panels or similar

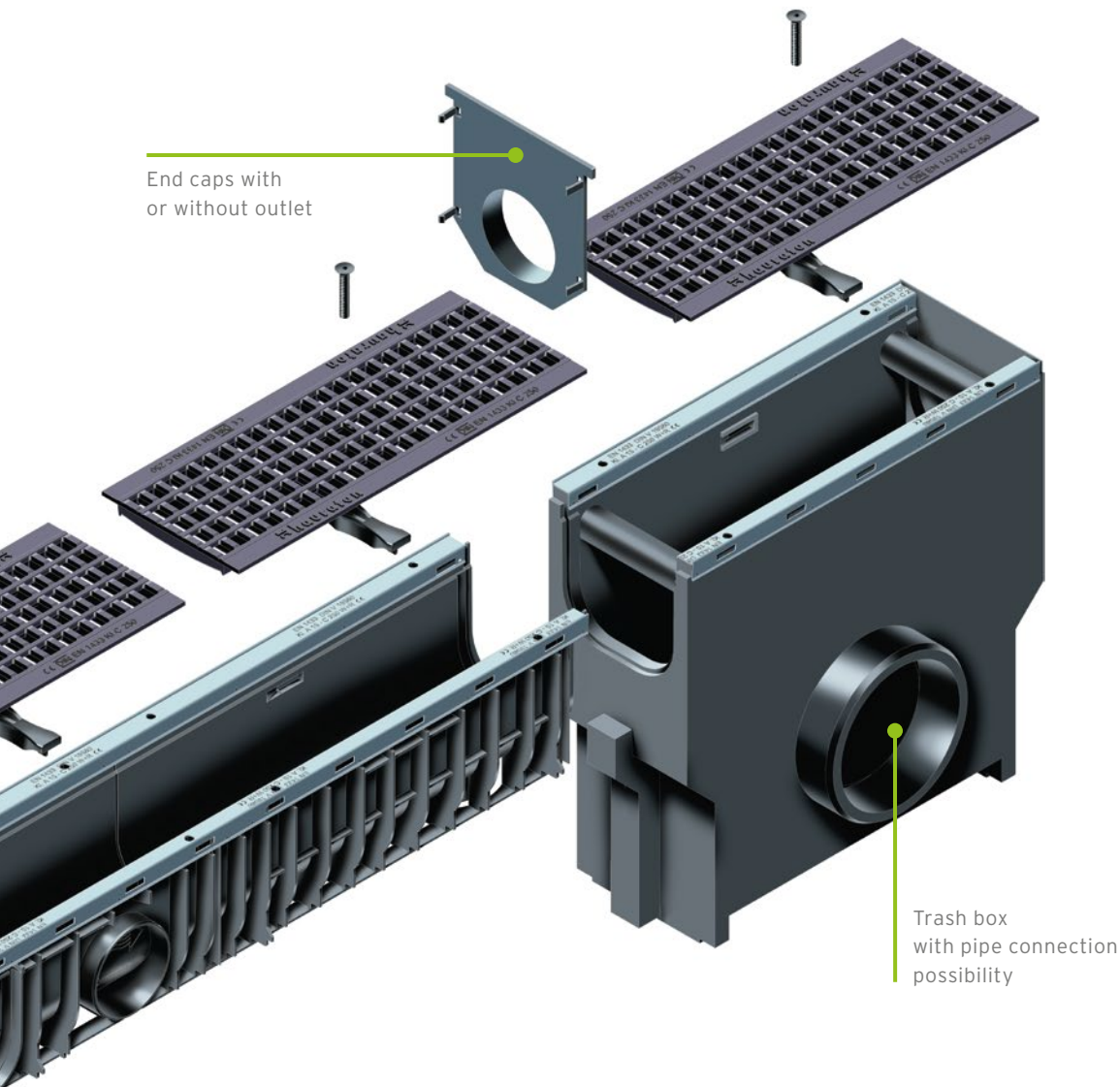
If in doubt, the higher category should be used.

Different grating options, i.e. GUGI-Ductile iron mesh gratings



End caps with or without outlet

Channels made of PP with integrated steel frame, according to DIN EN 1433, with sleeve and feather connection for exact installation, combined article with various grating possibilities



RECYFIX®  
PRO

RECYFIX®  
PLUS

RECYFIX®  
STANDARD

Facade Drainage

SLOTTED  
CHANNELS

RECYFIX® POINT  
FASERFIX® POINT

RECYFIX®  
GREEN

LINEFIX

TOP X

The construction widths and heights of the **RECYFIX PLUS**:




Nominal width	100			150			200			300		
Type 60	147	60	40	-	-	-	-	-	-	-	-	-
Type 80	147	80	60	-	-	-	-	-	-	-	-	-
Type 100	-	-	-	202	100	80	247	100	80	-	-	-
Type 01	147	135	107	202	193	165	-	-	-	347	291	255
Type 010	147	186	157	-	-	-	247	186	157	-	-	-
Type 020	-	-	-	-	-	-	247	236	208	-	-	-

Width/height/inner height (in mm)

## Grating options

### RECYFIX PLUS 100




#### Ductile iron gratings

Slot width: 80 x 14 mm




#### Ductile iron gratings

Slot width: 80 x 6 mm




#### GUGI ductile iron mesh gratings

Mesh width: 15 x 25 mm




#### Mesh gratings, galvanised and stainless steel

Mesh width: 30 x 10 mm



#### Slotted gratings, galvanised and stainless steel

Slot width: 75 x 9 mm




#### Perforated gratings, stainless steel

Hole diametre: 6 mm


# Grating options

## RECYFIX PLUS 150





### Ductile iron gratings

Slot width: 130 x 6 mm





### GUGI ductile iron mesh gratings

Mesh width: 15 x 25 mm




### Mesh gratings, galvanised

Mesh width: 30 x 10 mm



### Mesh gratings, galvanised

Mesh width: 30 x 30 mm



### Slotted gratings, galvanised

Slot width: 130 x 8 mm

RECYFIX®  
PRO

RECYFIX®  
PLUS

RECYFIX®  
STANDARD

Facade Drainage

SLOTTED  
CHANNELS

RECYFIX® POINT  
FASERFIX® POINT


RECYFIX®  
GREEN

LINEFIX

TOP X


## Grating options

### RECYFIX PLUS 200





#### Ductile iron gratings

Slot width: 2 x 80 x 20 mm





#### GUGI ductile iron mesh gratings

Mesh width: 15 x 25 mm



#### Mesh gratings, galvanised

Mesh width: 30 x 10 mm



#### Mesh gratings, galvanised and stainless steel



Mesh width: 30 x 30 mm



#### Slotted gratings, galvanised

Slot width: 130 x 8 mm

Grating options  
**RECYFIX PLUS 300**



**GUGI ductile iron gratings**

Mesh width: 15 x 25 mm

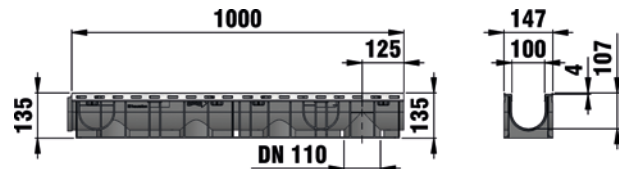
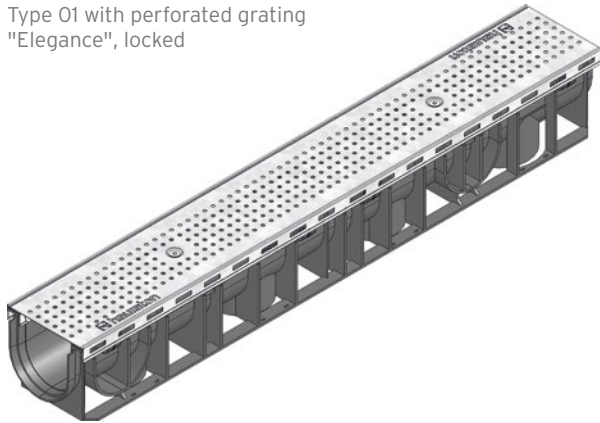
<b>RECYFIX® PRO</b>
<b>RECYFIX® PLUS</b>
<b>RECYFIX® STANDARD</b>
<b>Facade Drainage</b>
<b>SLOTTED CHANNELS</b>
<b>RECYFIX® POINT FASERFIX® POINT</b>
<b>RECYFIX® GREEN</b>
<b>LINEFIX</b>
<b>TOP X</b>

# RECYFIX®PLUS 100

## Combi article

### RECYFIX®PLUS 100, class A 15

Type 01 with perforated grating  
"Elegance", locked



	Length mm	Width mm	Height mm	Internal channel cross-sect. cm <sup>2</sup>	Intake cross-sect. cm <sup>2</sup> /m	Weight kg	Item-No. galvanised	Item-No. stainless steel
Type 01 with perforated grating "Elegance", locked	1000	147	135	92	102	4,90	41441	41440
Type 0105 with perforated grating "Elegance", locked	500	147	135	92	102	2,80	41475	41447
Type 010 with perforated grating "Elegance", locked	1000	147	186	142	102	5,60	41443	41442
Type 01005 with perforated grating "Elegance", locked	500	147	186	142	102	2,70	41476	41448
Type 60 with perforated grating "Elegance", locked	1000	147	60	35	102	4,00	41445	41444
Type 80 with perforated grating "Elegance", locked	1000	147	80	55	102	4,20	41471	41446

**Type 60/type 80 with preformed outlet DN/OD 75.**

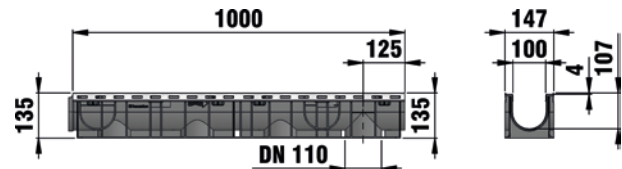

**The quality of stainless steel material corresponds to CNS 1.4301 or CNS 1.4307.**



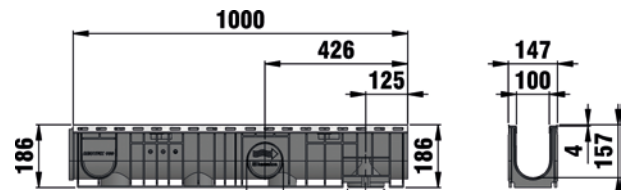
# RECYFIX® PLUS 100

## RECYFIX® PLUS 100, trafficable

Type 01 with mesh grating  
MW 30/10 mm, locked



Type 010 with slotted grating  
SW 9 mm, locked



	Length mm	Width mm	Height mm	Internal channel cross-sect. cm <sup>2</sup>	Intake cross-sect. cm <sup>2</sup> /m	Weight kg	Item-No. galvanised	Item-No. stainless steel
Type 01 with mesh grating MW 30/10 mm, locked	1000	147	135	92	650	6,50	40346	-
Type 0105 with mesh grating MW 30/10 mm, locked	500	147	135	92	650	3,40	40348	-
Type 010 with mesh grating MW 30/10 mm, locked	1000	147	186	142	650	6,40	40340	-
Type 01005 with mesh grating MW 30/10 mm, locked	500	147	186	142	650	3,20	40343	-
Type 60 with mesh grating MW 30/10 mm, locked*	1000	147	60	35	650	5,20	40333	-
Type 80 with mesh grating MW 30/10 mm, locked	1000	147	80	55	650	4,90	40338	-
Type 01 with slotted grating SW 9 mm, locked	1000	147	135	92	280	5,30	40344	41400
Type 0105 with slotted grating SW 9 mm, locked	500	147	135	92	280	2,70	40347	41407
Type 010 with slotted grating SW 9 mm, locked	1000	147	186	142	280	5,70	40339	41402
Type 01005 with slotted grating SW 9 mm, locked	500	147	186	142	280	2,80	40341	41408
Type 60 with slotted grating SW 9 mm, locked*	1000	147	60	35	280	4,00	40332	41404
Type 80 with slotted grating SW 9 mm, locked	1000	147	80	55	280	4,10	40337	41406

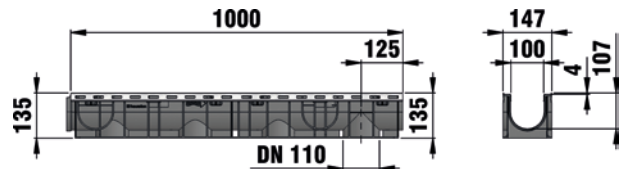

\* For frequently used areas we recommend FASERFIX KS channels shallow (see CIVILS).  
Type 60/type 80 with preformed outlet DN/OD 75.  
The quality of stainless steel material corresponds to CNS 1.4301 or CNS 1.4307.

# RECYFIX®PLUS 100

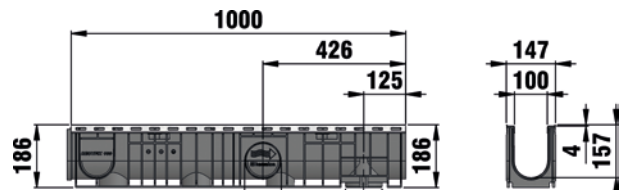
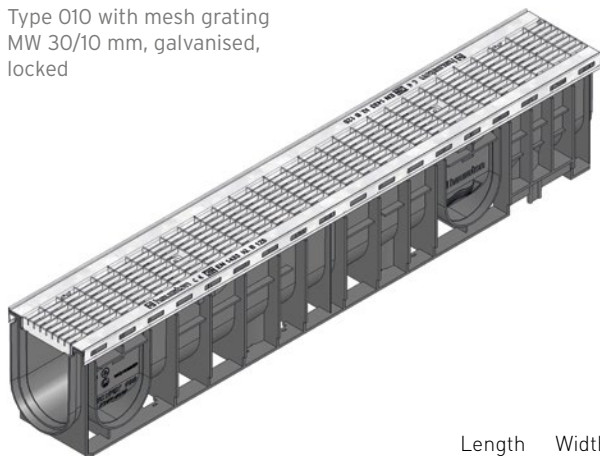
## Combi article

### RECYFIX®PLUS 100, class B 125

Type 01 with mesh grating  
MW 30/10 mm, galvanised,  
locked



Type 010 with mesh grating  
MW 30/10 mm, galvanised,  
locked



	Length mm	Width mm	Height mm	Internal channel cross-sect. cm <sup>2</sup>	Intake cross-sect. cm <sup>2</sup> /m	Weight kg	Item-No. galvanised	Item-No. stainless steel
Type 01 with mesh grating MW 30/10 mm, galvanised, locked	1000	147	135	92	650	6,00	41420	41410
Type 0105 with mesh grating MW 30/10 mm, galvanised, locked	500	147	135	92	650	3,40	41427	41417
Type 010 with mesh grating MW 30/10 mm, galvanised, locked	1000	147	186	142	650	6,80	41422	41412
Type 01005 with mesh grating MW 30/10 mm, galvanised, locked	500	147	186	142	650	4,40	41428	41418
Type 80 with mesh grating MW 30/10 mm, galvanised, locked	1000	147	80	55	650	5,30	41426	41416

\* For frequently used areas we recommend FASERFIX KS channels shallow (see CIVILS).

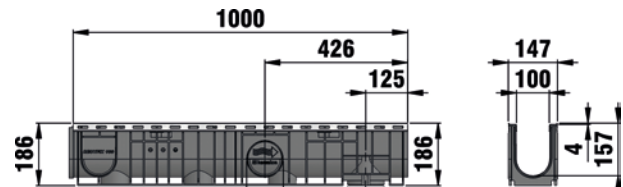

Type 80 with preformed outlet DN/OD 75.

The quality of stainless steel material corresponds to CNS 1.4301 or CNS 1.4307.

# RECYFIX® PLUS 100

## RECYFIX® PLUS 100, class C 250

Type 010 with ductile iron grating  
SW 14 mm, locked



	Length mm	Width mm	Height mm	Internal channel cross-sect. cm <sup>2</sup>	Intake cross-sect. cm <sup>2</sup> /m	Weight kg	Item-No. galvanised	Item-No. stainless steel
Type 01 with ductile iron grating SW 14 mm, locked	1000	147	135	92	450	9,00	40361	41461
Type 0105 with ductile iron grating SW 14 mm, locked	500	147	135	92	450	5,00	40366	41466
Type 010 with ductile iron grating SW 14 mm, locked	1000	147	186	142	450	9,90	40381	41481
Type 0105 with ductile iron grating SW 14 mm, locked	500	147	186	142	450	4,60	40386	41486
Type 60 with ductile iron grating SW 14 mm, black, locked*	1000	147	60	35	450	7,90	40362	41462
Type 80 with ductile iron grating SW 14 mm, black, locked	1000	147	80	55	450	8,40	40367	41467
Type 01 with ductile iron grating SW 6 mm, locked	1000	147	135	92	290	10,00	40363	41463
Type 0105 with ductile iron grating SW 6 mm, locked	500	147	135	92	290	5,00	40368	41468
Type 010 with ductile iron grating SW 6 mm, locked	1000	147	186	142	290	10,00	40383	41483
Type 01005 with ductile iron grating SW 6 mm, locked	500	147	186	142	290	4,80	40388	41488
Type 60 with ductile iron grating SW 6 mm, black, locked*	1000	147	60	35	290	8,70	40372	41472
Type 80 with ductile iron grating SW 6 mm, black, locked	1000	147	80	55	290	8,30	40377	41477
Type 01 with GUGI-Ductile iron mesh grating MW 15/25 mm, black, locked	1000	147	135	92	444	8,90	40360	41460
Type 0105 with GUGI-Ductile iron mesh grating MW 15/25 mm, black, locked	500	147	135	92	444	4,80	40365	41465
Type 010 with GUGI-Ductile iron mesh grating MW 15/25 mm, black, locked	1000	147	186	142	444	9,50	40380	41480
Type 0105 with GUGI-Ductile iron mesh grating MW 15/25 mm, black, locked	500	147	186	142	444	4,80	40385	41485
Type 60 with GUGI-Ductile iron mesh grating MW 15/25 mm, black, locked*	1000	147	60	35	444	7,90	40359	41459
Type 80 with GUGI-Ductile iron mesh grating MW 15/25 mm, black, locked	1000	147	80	55	444	8,10	40364	41464

\* For frequently used areas we recommend FASERFIX KS channels shallow (see CIVILS).

Type 60/type 80 with preformed outlet DN/OD 75.

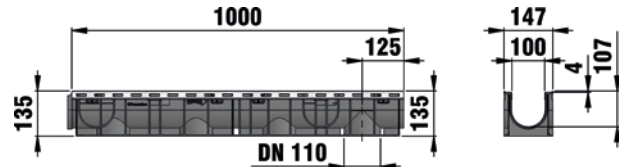

Items are equipped with galvanised angle housings and ductile iron grating black or stainless steel angle housings and ductile iron grating black. The quality of stainless steel material corresponds to CNS 1.4301 or CNS 1.4307.

# RECYFIX®PLUS 100

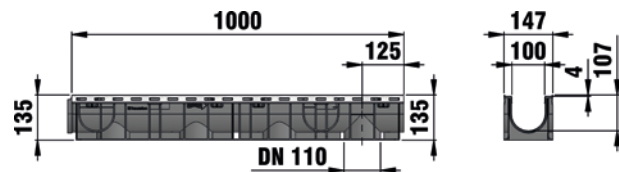

## Combi article

### RECYFIX®PLUS 100, class D 400

Type 01 with ductile iron grating  
heelsafe, SW 6 mm, black



Type 01 with GUGI-Ductile iron  
mesh grating, MW 15/25 mm, black

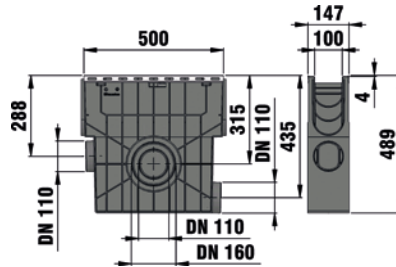



	Length mm	Width mm	Height mm	Internal channel cross-sect. cm <sup>2</sup>	Intake cross-sect. cm <sup>2</sup> /m	Weight kg	Item No.
Type 01 with ductile iron grating heelsafe, SW 6 mm, black	1000	147	135	92	290	9,40	40371
Type 0105 with ductile iron grating, SW 6 mm, black	500	147	135	92	290	5,10	40376
Type 010 with ductile iron grating heelsafe, SW 6 mm, black	1000	147	186	142	290	10,10	40391
Type 01005 with ductile iron grating, SW 6 mm, black	500	147	186	142	290	5,10	40396
Type 01 with GUGI-Ductile iron mesh grating, MW 15/25 mm, black	1000	147	135	92	440	8,60	40370
Type 0105 with GUGI-Ductile iron mesh grating, MW 15/25 mm, black	500	147	135	92	440	4,80	40375
Type 01 with GUGI-Ductile iron mesh grating, MW 15/25 mm, KTL-coated, locked	1000	147	135	92	440	8,50	40320
Type 010 with GUGI-Ductile iron mesh grating, MW 15/25 mm, black	1000	147	186	142	440	9,50	40390
Type 01005 with GUGI-Ductile iron mesh grating, MW 15/25 mm, black	500	147	186	142	440	4,80	40395

# RECYFIX® PLUS 100

## Accessories

### Trash boxes



Trash box with plastic bucket, with ductile iron grating SW 14 mm, black, class C 250, locked



Trash box with plastic bucket, with GUGI-Ductile iron mesh grating MW 15/25 mm, black, class C 250, locked

	Length mm	Width mm	Height mm	Weight kg	Item-No. galvanised	Item-No. stainless steel
Trash box with perforated grating Ø 6 mm, class A 15, locked	500	147	489	5,90	41454	41449
Trash box with plastic bucket, with slotted grating SW 9 mm, trafficable, locked	500	147	489	5,80	40353	41409
Trash box with plastic backed, with mesh grating, MW 30/10 mm, trafficable, locked	500	147	489	6,20	40354	-
Trash box with plastic bucket, with mesh grating, MW 30/10 mm, class B 125, locked	500	147	489	6,40	41429	41419
Trash box with plastic bucket, with ductile iron grating SW 14 mm, black, class C 250, locked	500	147	489	8,00	40356	41456
Trash box with plastic bucket, with ductile iron grating SW 6 mm, black, class C 250, locked	500	147	489	8,00	40357	41457
Trash box with plastic bucket, with GUGI-Ductile iron mesh grating MW 15/25 mm, black, class C 250, locked	500	147	489	7,90	40358	41458
Trash box with mud bucket, with ductile iron grating, SW 6 mm, class D 400, black	500	147	489	8,10	40393	-
Trash box with GUGI-ductile iron mesh grating, MW 15/25 mm, class D 400	500	147	489	7,80	40355	-
Trash box with GUGI-Ductile iron mesh grating, MW 15/25 mm, KTL-coated, locked	500	147	489	7,70	40315	-

**The quality of stainless steel material corresponds to CNS 1.4301 or CNS 1.4307.**

**Items are equipped with galvanised angle housings and ductile iron grating black or stainless steel angle housings and ductile iron grating black.**

# RECYFIX® PLUS 100

## Accessories

### End caps



End cap, closed  
for type 01



End cap closed  
for type 010



End cap combined made of PP  
with outlet DN/OD 110, type 010

	Length mm	Width mm	Height mm	Weight kg	Item No.
End cap, closed for type 01	-	150	108	0,00	48081
End cap with outlet DN/OD 110 for type 01	-	148	185	0,10	48091
End cap closed for type 010	-	150	160	0,00	40282
End cap combined made of PP with outlet DN/OD 110, type 010	-	148	185	0,10	40283
End cap closed, made of PP, for type 60	-	147	44	0,00	40284
End cap closed, made of PP, for type 80	-	147	64	0,00	40291

# RECYFIX® PLUS 100

## Further accessories



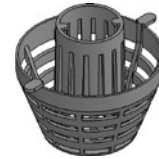
Foul air trap for RECYFIX trash box 100



Foul air trap, vertical, DN/OD 110



Foul air trap set, vertical DN/OD 110 for RECYFIX 100



Mud bucket vertical made of modified composite for outlet DN/OD 110, black

	Length mm	Width mm	Height mm	Weight kg	Item No.
Foul air trap for RECYFIX trash box 100	75	78	135	0,10	967
Foul air trap, vertical, DN/OD 110	-	187	181	0,60	40295
Foul air trap set, vertical DN/OD 110 for RECYFIX 100	-	-	203	0,40	40294
Foul air trap DN/OD 110, outside	-	-	-	0,40	961
Adaptor for DN/OD 75 to PVC-U pipe DN/OD 110	-	-	-	0,10	1193
Mud bucket vertical made of modified composite for outlet DN/OD 110, black	100	100	85	0,00	40293
Step Fall Adapter for step slope, from type 01 to type 010	174	98	86	0,20	41290
Universal sealant/adhesive Siga-Meltell® 220 black**	-	-	-	1,00	19051
Tubular pistol for universal sealant/adhesive Siga-Meltell® 220 black**	-	-	-	1,30	6891
Holesaw, Ø 102 mm, with tool holder for a driller	-	-	-	0,60	980

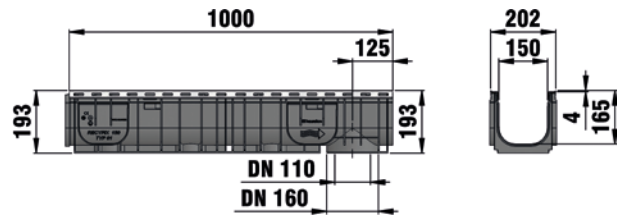

**\*\*Amount needed for Type 010: approx. 18 ml per joint**

# RECYFIX®PLUS 150

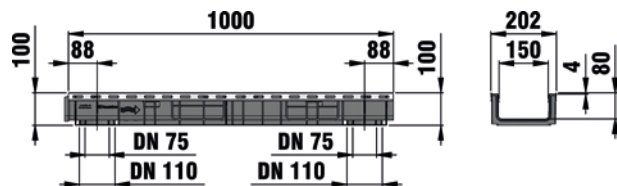

## Combi article

### RECYFIX®PLUS 150, class B 125

Type 01 with mesh grating  
MW 30/30 mm, galvanised,  
locked



Type 100 with mesh grating  
MW 30/30 mm, galvanised,  
locked



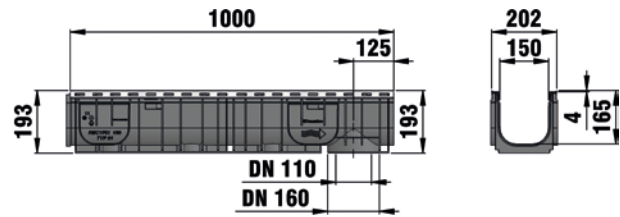

	Length mm	Width mm	Height mm	Internal channel cross-sect. cm <sup>2</sup>	Intake cross-sect. cm <sup>2</sup> /m	Weight kg	Item No.
Type 01 with mesh grating MW 30/30 mm, galvanised, locked	1000	202	193	225	1081	7,90	41071
Type 0105 with mesh grating MW 30/30 mm, galvanised, locked	500	202	193	225	1081	4,00	41046
Type 100 with mesh grating MW 30/30 mm, galvanised, locked	1000	202	100	117	1081	7,70	41035
Type 01 with mesh grating MW 30/10 mm, galvanised, locked	1000	202	193	225	1098	8,80	41077
Type 0105 with mesh grating MW 30/10 mm, galvanised, locked	500	202	193	225	1098	2,90	41048
Type 100 with mesh grating MW 30/10 mm, galvanised, locked	1000	202	100	117	1098	8,80	41036



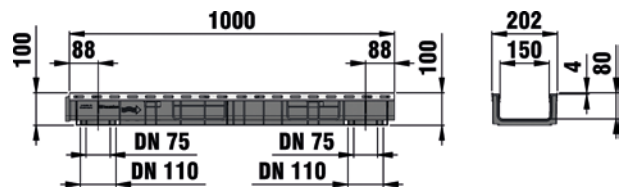

# RECYFIX® PLUS 150

## RECYFIX® PLUS 150, class C 250

Type 01 with ductile iron grating, black, SW 6 mm, locked



Type 100 with ductile iron grating black, SW 6 mm, locked



	Length mm	Width mm	Height mm	Internal channel cross-sect. cm <sup>2</sup>	Intake cross-sect. cm <sup>2</sup> /m	Weight kg	Item-No. galvanised	Item-No. stainless steel
Type 01 with ductile iron grating, black, SW 6 mm, locked	1000	202	193	225	400	12,80	41076	42676
Type 0105 with ductile iron grating black, SW 6 mm, locked	500	202	193	225	400	8,10	41050	-
Type 100 with ductile iron grating black, SW 6 mm, locked	1000	202	100	117	400	14,00	41037	-
Type 01 with GUGI-Ductile iron mesh grating, MW 15/25 mm, black, locked	1000	202	193	225	745	13,80	41075	42675
Type 0105 with GUGI-Ductile iron mesh grating, MW 15/25 mm, black, locked	500	202	193	225	745	7,10	41049	-
Type 100 with GUGI-Ductile iron mesh grating MW 15/25 mm, black, locked	1000	202	100	117	745	12,60	41041	-

The quality of stainless steel material corresponds to CNS 1.4301 or CNS 1.4307.

RECYFIX®  
PRO

RECYFIX®  
PLUS

RECYFIX®  
STANDARD

Facade Drainage

SLOTTED  
CHANNELS

RECYFIX® POINT  
FASERFIX® POINT

RECYFIX®  
GREEN

LINEFIX

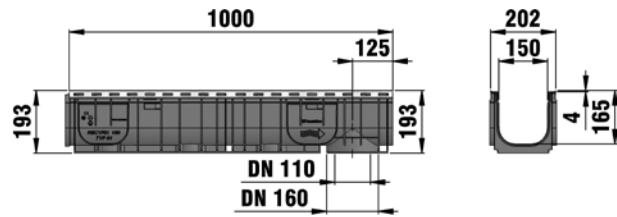

TOP X

# RECYFIX®PLUS 150

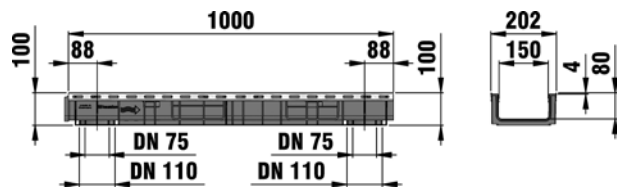

## Combi article

### RECYFIX®PLUS 150, class D 400

Type 01 with ductile iron grating,  
SW 6 mm, locked



Type 100 with ductile iron grating,  
SW 6 mm, locked




	Length mm	Width mm	Height mm	Internal channel cross-sect. cm <sup>2</sup>	Intake cross-sect. cm <sup>2</sup> /m	Weight kg	Item No.
Type 01 with ductile iron grating, SW 6 mm, locked	1000	202	193	225	400	14,20	41078
Type 100 with ductile iron grating, SW 6 mm, locked	1000	202	100	117	400	13,10	41038
Type 01 with GUGI-ductile iron mesh grating, MW 15/25 mm, black	1000	202	193	225	699	14,00	41080


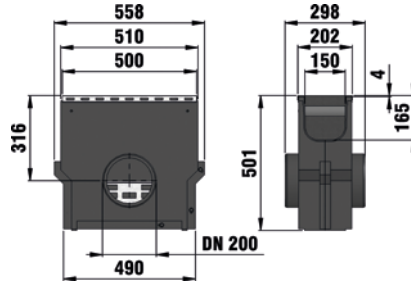
# RECYFIX® PLUS 150

## Accessories

### Trash boxes



Trash box with galvanised bucket, with mesh grating MW 30/30 mm, galvanised, class B 125, locked



Trash box with galvanised bucket, with GUGI-Ductile iron mesh grating MW 15/25 mm, galvanised, class C250 locked


	Length mm	Width mm	Height mm	Weight kg	Item-No. galvanised	Item-No. stainless steel
Trash box with galvanised bucket, with mesh grating MW 30/30 mm, galvanised, class B 125, locked	500	202	501	19,10	41054	-
Trash box with galvanised bucket, with mesh grating MW 30/10 mm, galvanised, class B 125, locked	500	202	501	18,60	41056	-
Trash box with galvanised bucket, with ductile iron grating SW 6 mm, black, class C 250, locked	500	202	501	20,70	41058	42658
Trash box with galvanised bucket, with GUGI-Ductile iron mesh grating MW 15/25 mm, galvanised, class C250 locked	500	202	501	20,70	41053	42653
Trash box with galvanised bucket with GUGI-ductile iron mesh grating, MW 15/25 mm, black, class D 400	500	202	501	20,20	41083	-
Trash box with galvanised bucket and ductile iron grating, SW 6 mm, locked	500	202	501	20,70	41059	-

The quality of stainless steel material corresponds to CNS 1.4301 or CNS 1.4307.

# RECYFIX® PLUS 150

## Accessories

### End caps



End cap combined made of PP with outlet DN/OD 75/110, type 01



End cap closed, type 100

	Length mm	Width mm	Height mm	Weight kg	Item No.
End cap combined made of PP with outlet DN/OD 75/110, type 01	-	210	203	0,10	40191
End cap closed, type 100	-	208	100	0,00	40190

# RECYFIX® PLUS 150

## Further accessories



Foul air trap, vertical,  
DN/OD 110



Foul air trap set, vertical  
DN/OD 110 for RECYFIX 100

	Length mm	Width mm	Height mm	Weight kg	Item No.
Mud bucket vertical made of modified composite for outlet DN/OD 160, black	-	-	-	0,10	845
Foul air trap, vertical, DN/OD 110	-	187	181	0,60	40295
Foul air trap set, vertical DN/OD 110 for RECYFIX 100	-	-	203	0,40	40294
Universal sealant/adhesive Siga-Meltell® 220 black**	-	-	-	1,00	19051
Tubular pistol for universal sealant/adhesive Siga-Meltell® 220 black**	-	-	-	1,30	6891
Holesaw, Ø 102 mm, with tool holder for a drill	-	-	-	0,60	980

**\*\*Amount needed for Type 01: approx. 17 ml per joint**

RECYFIX®  
PRO

RECYFIX®  
PLUS

RECYFIX®  
STANDARD

Facade Drainage

SLOTTED  
CHANNELS

RECYFIX® POINT  
FASERFIX® POINT

RECYFIX®  
GREEN

LINEFIX

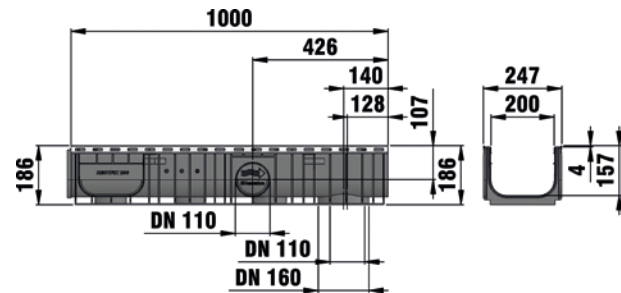

TOP X

# RECYFIX®PLUS 200

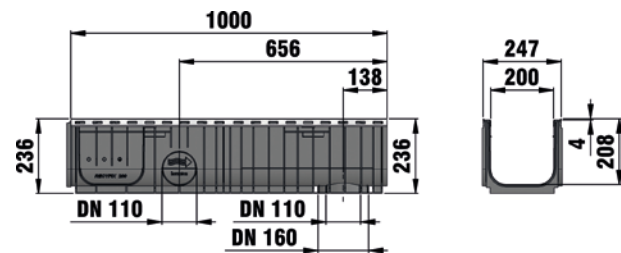

## Combi article

### RECYFIX®PLUS 200, class B 125

Type 010 with mesh grating  
MW 30/30 mm, locked



Type 020 with mesh grating  
MW 30/10 mm, locked



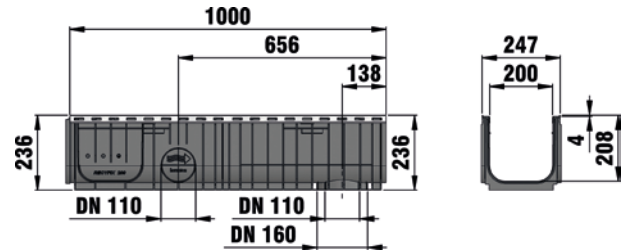
	Length mm	Width mm	Height mm	Internal channel cross-sect. cm <sup>2</sup>	Intake cross-sect. cm <sup>2</sup> /m	Weight kg	Item-No. galvanised	Item-No. stainless steel
Type 010 with mesh grating MW 30/30 mm, locked	1000	247	186	294	1620	10,60	40771	42771
Type 020 with mesh grating MW 30/30 mm, locked	1000	247	236	394	1620	11,50	40773	42773
Type 100 with mesh grating MW 30/30 mm, locked	1000	247	100	147	1620	9,30	40735	42735
Type 010 with mesh grating MW 30/10 mm, locked	1000	247	186	294	1442	12,20	40785	-
Type 020 with mesh grating MW 30/10 mm, locked	1000	247	236	394	1442	12,70	40786	-
Type 100 with mesh grating MW 30/10 mm, locked	1000	247	100	147	1442	11,10	40736	-

The quality of stainless steel material corresponds to CNS 1.4301 or CNS 1.4307.

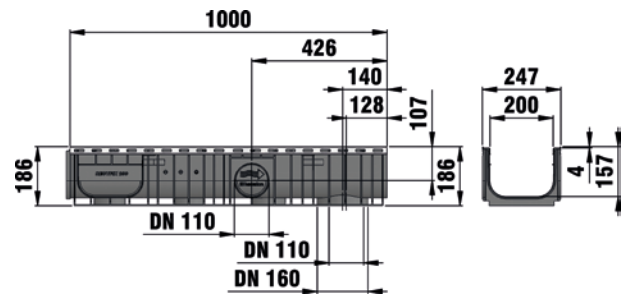

# RECYFIX® PLUS 200

## RECYFIX® PLUS 200, class C 250

Type 020 with ductile iron grating  
2 x 85/20 mm, black, locked



Type 010 with GUGI-Ductile iron  
mesh grating MW 15/25 mm,  
black, locked



	Length mm	Width mm	Height mm	Internal channel cross-sect. cm <sup>2</sup>	Intake cross-sect. cm <sup>2</sup> /m	Weight kg	Item-No. galvanised	Item-No. stainless steel
Type 010 with ductile iron grating 2 x 85/20 mm, black, locked	1000	247	186	294	822	16,20	40760	42760
Type 020 with ductile iron grating 2 x 85/20 mm, black, locked	1000	247	236	394	822	16,80	40761	42761
Type 100 with ductile iron grating SW 20 mm, black, locked	1000	247	100	147	822	14,90	40740	42740
Type 010 with ductile iron grating, SW 6 mm, locked	1000	247	186	294	557	19,00	40788	42788
Type 020 with ductile iron grating, SW 6 mm, locked	1000	247	236	394	557	19,10	40789	42789
Type 100 with ductile iron grating, SW 6 mm, locked	1000	247	100	147	557	17,60	40787	42787
Type 010 with GUGI-Ductile iron mesh grating MW 15/25 mm, black, locked	1000	247	186	294	825	17,90	40770	42770
Type 020 with GUGI-Ductile iron mesh grating MW 15/25 mm, black, locked	1000	247	236	394	825	17,10	40772	42772
Type 100 with GUGI-Ductile iron mesh grating MW 15/25 mm, black, locked	1000	247	100	147	825	15,10	40741	42741

The quality of stainless steel material corresponds to CNS 1.4301 or CNS 1.4307.

Items are equipped with galvanised angle housings and ductile iron grating black or stainless steel angle housings and ductile iron grating black.

RECYFIX®  
PRO

RECYFIX®  
PLUS

RECYFIX®  
STANDARD

Facade Drainage

SLOTTED  
CHANNELS

RECYFIX® POINT  
FASERFIX® POINT

RECYFIX®  
GREEN

LINEFIX

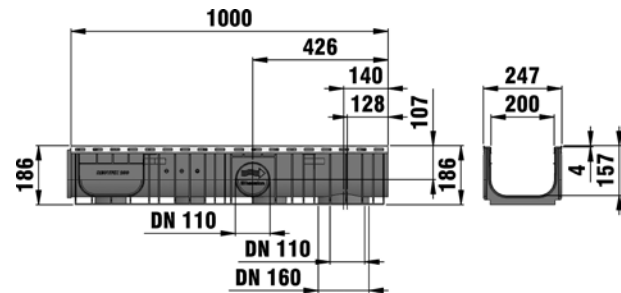

TOP X

# RECYFIX®PLUS 200

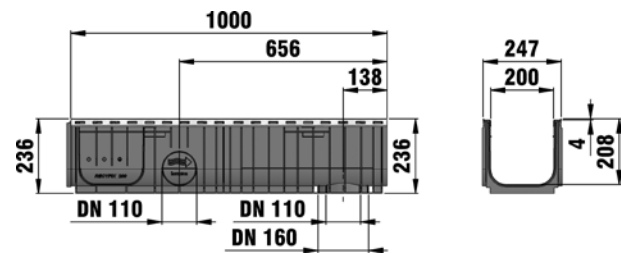

## Combi article

### RECYFIX®PLUS 200, class D 400

Type 010 with ductile iron grating,  
SW 6 mm, locked



Type 020 with GUGI-Ductile  
iron mesh grating MW 15/25 mm,  
class D 400, black, locked



	Length mm	Width mm	Height mm	Internal channel cross-sect. cm <sup>2</sup>	Intake cross-sect. cm <sup>2</sup> /m	Weight kg	Item No.
Type 010 with ductile iron grating, SW 6 mm, locked	1000	247	186	294	557	18,40	40790
Type 020 with ductile iron grating, SW 6 mm, locked	1000	247	236	394	557	18,50	40791
Type 100 with ductile iron grating, SW 6 mm, locked	1000	247	100	147	557	17,00	40796
Type 010 with GUGI-Ductile iron mesh grating MW 15/25 mm, class D 400, black, locked	1000	247	186	294	825	18,60	40775
Type 010 with GUGI-Ductile iron mesh grating, MW 15/25 mm, KTL-coated, locked	1000	247	186	294	878	19,40	40776
Type 020 with GUGI-Ductile iron mesh grating MW 15/25 mm, class D 400, black, locked	1000	247	236	394	825	19,10	40777



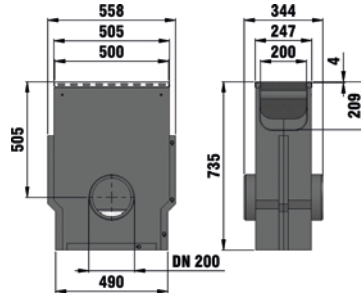
# RECYFIX® PLUS 200

## Accessories

### Trash boxes



Trash box with mesh grating MW 30/10 mm, galvanised, class B 125, locked



Trash box with GUGI-ductile iron grating MW 15/25 mm, black, class C 250, locked

	Length mm	Width mm	Height mm	Weight kg	Item-No. galvanised	Item-No. stainless steel
Trash box with mesh grating MW 30/30 mm, galvanised, class B 125, locked	500	247	735	27,60	40756	42756
Trash box with mesh grating MW 30/10 mm, galvanised, class B 125, locked	500	247	735	29,20	40757	-
Trash box with GUGI-ductile iron grating MW 15/25 mm, black, class C 250, locked	500	247	735	31,40	40753	42753
Trash box with ductile iron grating SW 20 mm, black, class C 250, locked	500	247	735	31,20	40754	42754
Trash box with galvanised mud bucket and ductile iron grating, SW 6 mm, locked	500	247	735	32,50	40793	42793
Trash box with galvanised mud bucket, with GUGI-Ductile iron mesh grating MW 15/25 mm, class D 400, KTL, locked	500	247	735	32,60	40745	-
Trash box with GUGI-ductile iron grating MW 15/25 mm, black, class D 400, locked	500	247	735	32,60	40755	-
Trash box with galvanised mud bucket and ductile iron grating, SW 6 mm, locked	500	247	735	32,30	40794	-

**The quality of stainless steel material corresponds to CNS 1.4301 or CNS 1.4307.**

**Items are equipped with galvanised angle housings and ductile iron grating black or stainless steel angle housings and ductile iron grating black.**

# RECYFIX® PLUS 200

## Accessories

### End caps



End cap combined made of PP closed / with outlet DN/OD 110, Type 010



End cap closed, FASERFIX KS type 01/ RECYFIX PLUS type 020/ RECYFIX STANDARD type 020


	Length mm	Width mm	Height mm	Weight kg	Item No.
End cap combined made of PP closed / with outlet DN/OD 110, Type 010	-	254	199	0,20	40792
End cap closed, FASERFIX KS type 01/ RECYFIX PLUS type 020/ RECYFIX STANDARD type 020	-	260	275	1,10	12081
End cap closed, type 100	-	262	100	0,10	40690

# RECYFIX® PLUS 200

## Further accessories



Foul air trap set, vertical  
DN/OD 110 for RECYFIX 100



Step Fall Adapter for step slope,  
from type 010 to type 020

	Length mm	Width mm	Height mm	Weight kg	Item No.
Foul air trap set, vertical DN/OD 110 for RECYFIX 100	-	-	203	0,40	40294
Step Fall Adapter for step slope, from type 010 to type 020	194	208	89	0,40	49590
Universal sealant/adhesive Siga-Meltell® 220 black**	-	-	-	1,00	19051
Tubular pistol for universal sealant/adhesive Siga-Meltell® 220 black**	-	-	-	1,30	6891
Holesaw, Ø 102 mm, with tool holder for a driller	-	-	-	0,60	980

**\*\*Amount needed for Type 010: approx. 18 ml per joint**

RECYFIX®  
PRO

RECYFIX®  
PLUS

RECYFIX®  
STANDARD

Facade Drainage

SLOTTED  
CHANNELS

RECYFIX® POINT  
FASERFIX® POINT

RECYFIX®  
GREEN

LINEFIX

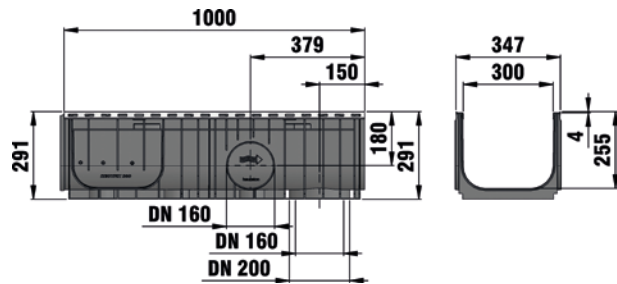
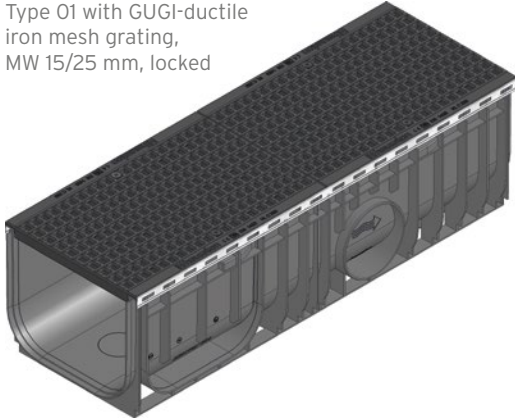
TOP X

# RECYFIX®PLUS 300

## Combi article

### RECYFIX®PLUS 300, class C 250

Type 01 with GUGI-ductile iron mesh grating, MW 15/25 mm, locked

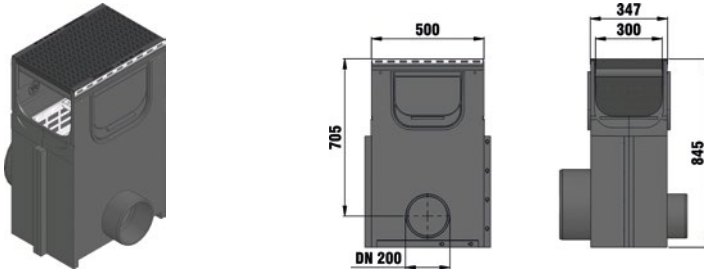


	Length mm	Width mm	Height mm	Internal channel cross-sect. cm <sup>2</sup>	Intake cross-sect. cm <sup>2</sup> /m	Weight kg	Item No.
Type 01 with GUGI-ductile iron mesh grating, MW 15/25 mm, locked	1000	347	291	730	1327	31,30	41970

# RECYFIX® PLUS 300

## Accessories


### Trash boxes



Trash box with galvanised mud bucket and GUGI-Ductile iron mesh grating, MW 15/25 mm, black, class C 250, locked, with PVC-U pipe outlet DN/OD 200

	Length mm	Width mm	Height mm	Weight kg	Item No.
Trash box with galvanised mud bucket and GUGI-Ductile iron mesh grating, MW 15/25 mm, black, class C 250, locked, with PVC-U pipe outlet DN/OD 200	500	347	845	49,70	32333
Trash box with galvanised mud bucket and GUGI-Ductile iron mesh grating, MW 15/25 mm, black, class C 250, locked, with PVC-U pipe outlet DN/OD 315	500	347	845	49,70	32340

### End caps



End cap closed, galvanised, type 01

End cap with horizontal PVC-U pipe outlet galvanised, type 01

	Length mm	Width mm	Height mm	Weight kg	Item No.
End cap closed, galvanised, type 01	-	360	340	1,80	40882
End cap with horizontal PVC-U pipe outlet galvanised, type 01	-	360	340	2,30	40892


### Further accessories

	Length mm	Width mm	Height mm	Weight kg	Item No.
Universal sealant/adhesive Siga-Meltell® 220 black**	-	-	-	1,00	19051
Tubular pistol for universal sealant/adhesive Siga-Meltell® 220 black**	-	-	-	1,30	6891

**\*\*Amount needed for Type 01: approx. 29 ml per joint**

# RECYFIX STANDARD

Drainage channel for domestic applications around the house and garden.





**Private estate,  
Germany**

# RECYFIX STANDARD

Drainage channel for domestic applications around the house and garden.

## 1 Requirements

Drainage channels in private areas have to

- permanently withstand the daily stress of cars and pedestrians
- be easy to transport and install
- withstand weather influences (frost, heat, humidity)
- be optically attractive
- be in accordance with DIN EN 1433

## 2 Application areas

- predominantly private areas
- driveways
- courtyards
- terraces
- gardens
- parks

## 3 Solutions

Therefore RECYFIX STANDARD channels are suitable for the drainage of private areas

- high stability and functionality
- low weight
- preformed vertical and horizontal outlets
- nominal sizes from 100 to 300 mm with different heights
- stable gratings in loading classes A 15 up to C 250 according to DIN EN 1433



Public area, Romania





Water fun park



Veszprem Arena in Hungary



Spa Fürthermare in Fürth, Germany



Private house



Street in Hungary

RECYFIX®  
PRO

RECYFIX®  
PLUS

RECYFIX®  
STANDARD

Facade Drainage

SLOTTED  
CHANNELS

RECYFIX® POINT  
FASERFIX® POINT

RECYFIX®  
GREEN

LINEFIX

TOP X

# YOUR BENEFITS WITH RECYFIX STANDARD

## FRAME SYSTEM

- PP frame to stop lateral movements
- enables flush connection with gratings which prevents injuries

**= QUALITY & PERFORMANCE ASSURED**



## HIGH-GRADE MATERIAL

- **RECYFIX** - stable and almost unbreakable
- elastic and especially robust material
- withstands high loads and temperature differences in daily use
- 100 % recycled composite body (and also 100 % recyclable)  
→ 100 % environmentally friendly
- 0 % water absorption
- smooth inner surface for superior flow characteristics
- PP channel body can be cut, drilled and worked easily on site

**= QUALITY & PERFORMANCE ASSURED**



## LOW WEIGHT ENSURES EASY HANDLING ON SITE

- much lighter than channels made of polymer/resin concrete
- easy transport and installation

**= TIME & COST SAVINGS**



## NUMEROUS GRATING OPTIONS

- made of ductile iron, galvanised or stainless steel
- narrow slot width for pedestrian areas available
- stable gratings in loading classes A 15 up to C 250 according to DIN EN 1433

**= DESIGN FLEXIBILITY**



## PRE-ASSEMBLED READY FOR INSTALLATION

- channel and grating = one part
- no spare parts
- easy handling in stock and on construction site
- cost-efficient transport

**= BETTER GROSS MARGIN**



## HIGH RESISTANCE

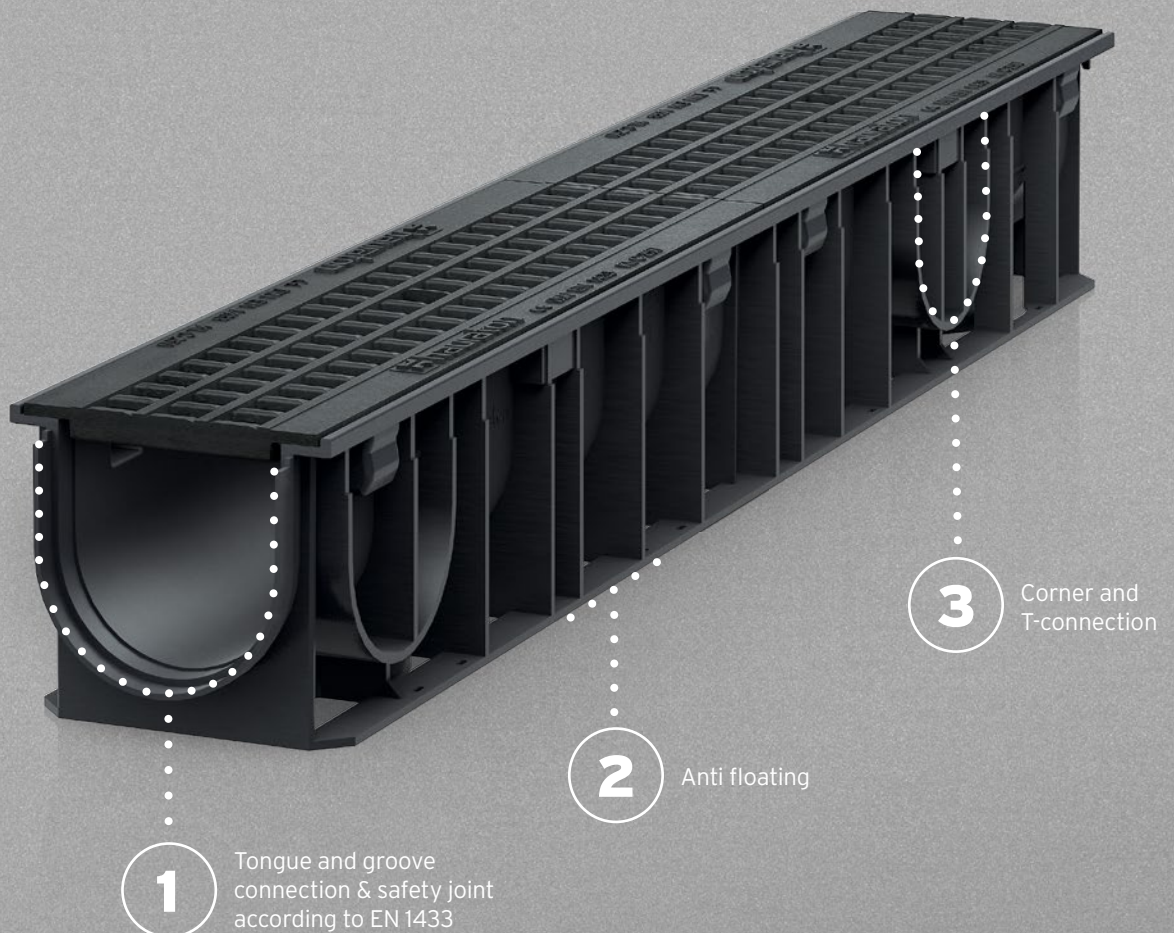
- high resistance against frost, de-icing salt and UV-rays
- withstands high temperature differences
- for climate ranges from - 50 °C to + 80 °C and more

**= QUALITY ASSURED / LONGEVITY**



**IDEAL FOR ...**

domestic applications around the house and garden, such as predominantly private areas, driveways, courtyards, gardens and parks.



**The Original**

# RECYFIX STANDARD

Drainage channel for domestic applications around the house and garden.

RECYFIX STANDARD channels meet the requirements of DIN EN 1433 and are suitable for the following load categories:



### Category A 15, Load class 15 KN

Trafficked areas, which are exclusively used by pedestrians and cyclists



### Category B 125, Load class 125 kN

Sidewalks, pedestrian areas and comparable areas, car parks or car parking decks

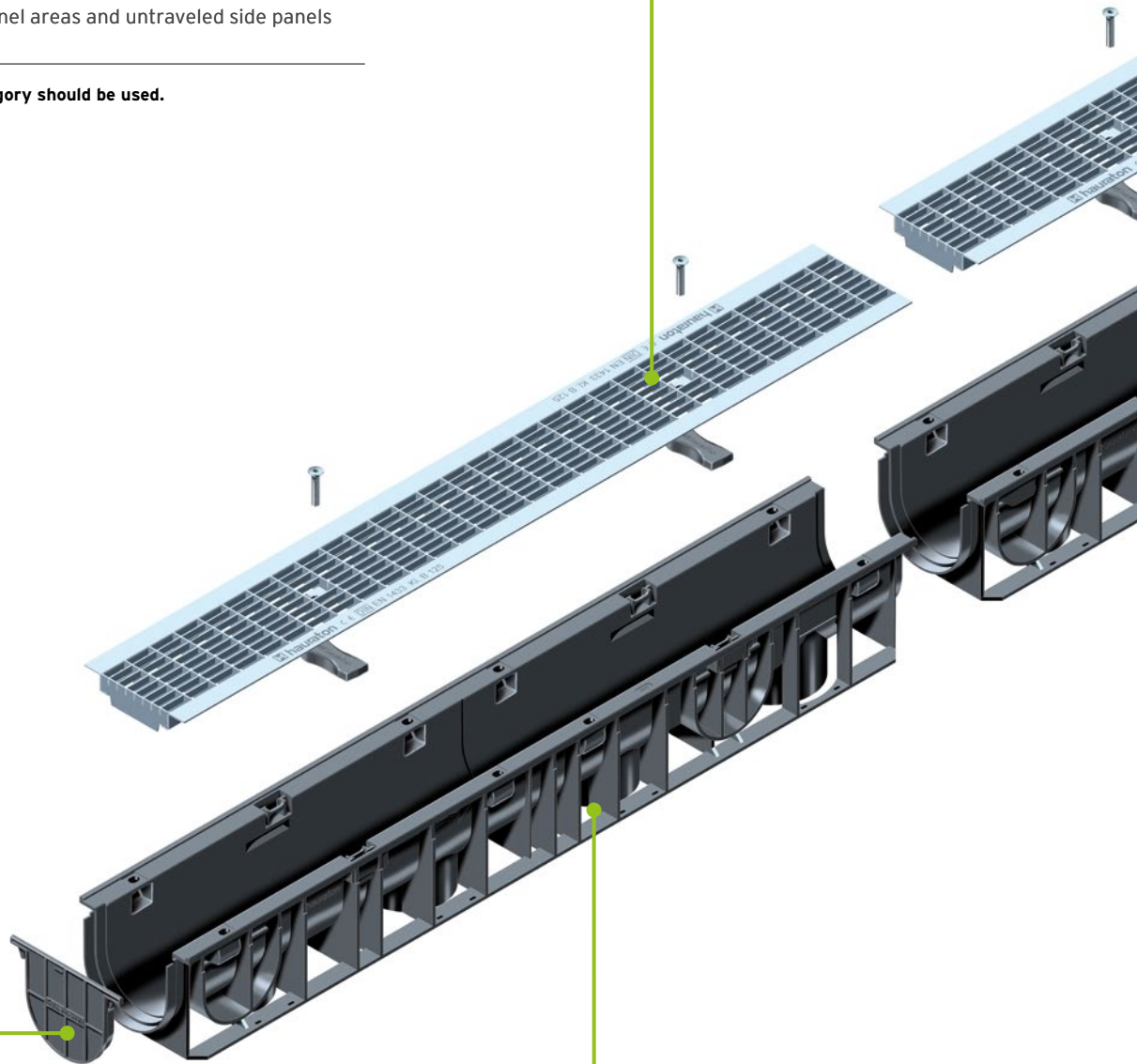


### Category C 250, Load class 250 KN

Sidewalk channel areas and untraveled side panels or similar

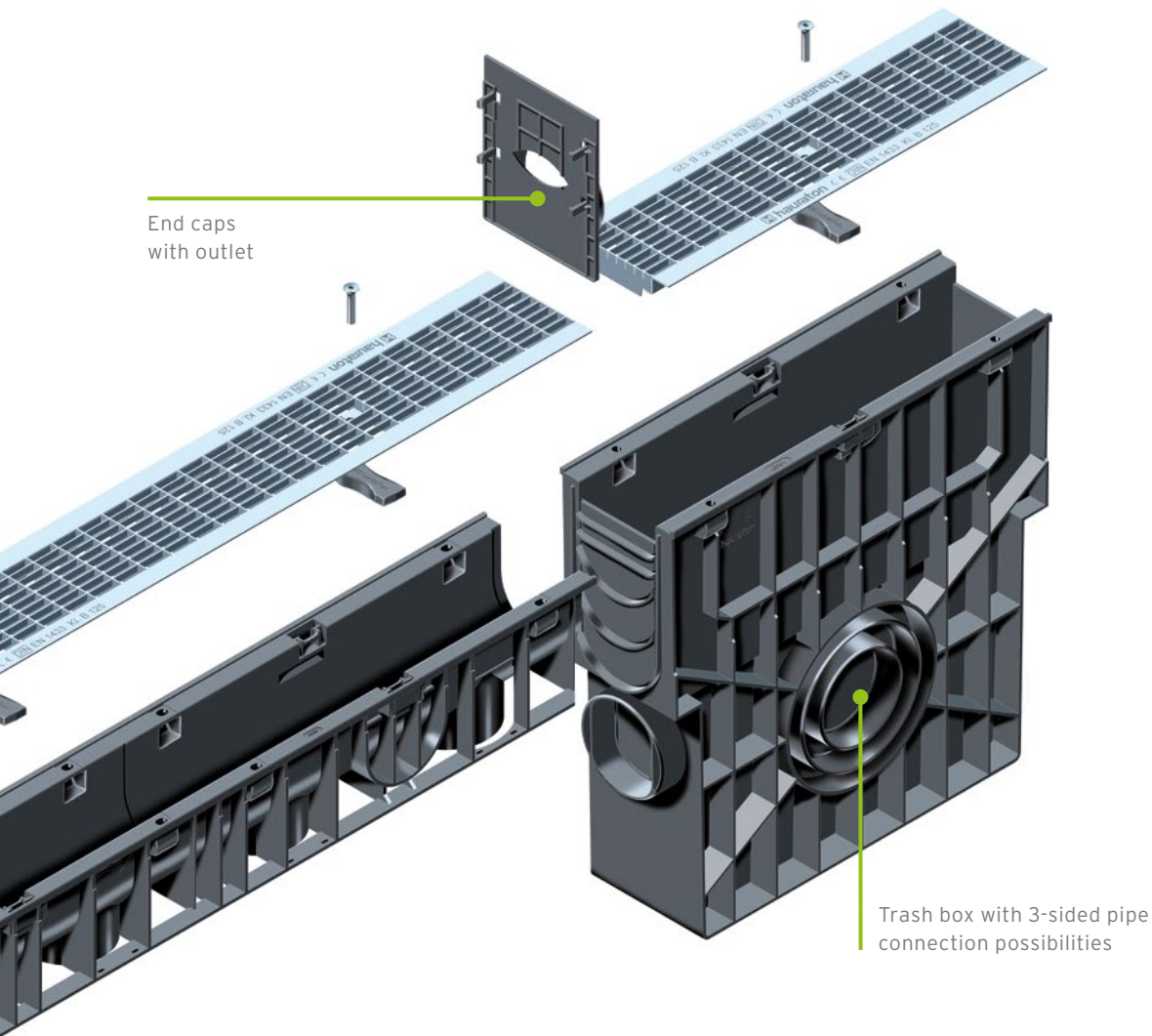
If in doubt, the higher category should be used.

Numerous grating options, for example GUGI-Ductile iron mesh gratings



End caps without outlet

Channels made of PP, according to DIN V 19580 / EN 1433, CE-conform, with tongue and groove connection for exact installation



RECYFIX®  
PRO

RECYFIX®  
PLUS

RECYFIX®  
STANDARD

Facade Drainage

SLOTTED  
CHANNELS

RECYFIX® POINT  
FASERFIX® POINT

RECYFIX®  
GREEN

LINEFIX

TOP X

The construction widths and heights of the **RECYFIX STANDARD**:




Nominal width	100			150			200			300		
Type 60	150	60	40	-	-	-	-	-	-	-	-	-
Type 80	150	80	60	-	-	-	-	-	-	-	-	-
Type 100	-	-	-	210	100	79	256	100	79	-	-	-
Type 01	150	134	106	210	192	164	-	-	-	350	292	256
Type 010	150	185	157	-	-	-	256	185	156	420	381	327
Type 020	-	-	-	-	-	-	256	235	207	-	-	-



Width/height/inner height (in mm)


## Grating options

### RECYFIX STANDARD 100




#### Ductile iron gratings

Slot width: 80 x 14 mm




#### Ductile iron gratings

Slot width: 80 x 6 mm




#### GUGI ductile iron gratings

Mesh width: 15 x 25 mm




#### Mesh gratings, galvanised and stainless steel

Mesh width: 30 x 10 mm



#### Slotted gratings, galvanised and stainless steel


Slot width: 75 x 9 mm



#### Perforated gratings, stainless steel


Hole diametre: 6 mm

Grating options  
**RECYFIX STANDARD 150**




**GUGI ductile iron gratings**

Mesh width: 15 x 25 mm




**Ductile iron gratings**

Slot width: 130 x 6 mm



**Mesh gratings, galvanised**

Mesh width: 30 x 30 mm



**Mesh gratings, galvanised**

Mesh width: 30 x 10 mm

RECYFIX® PRO

RECYFIX® PLUS

RECYFIX® STANDARD

Facade Drainage

SLOTTED CHANNELS

RECYFIX® POINT  
 FASERFIX® POINT


RECYFIX® GREEN

LINEFIX


TOP X

## Grating options



### RECYFIX STANDARD 200





**Ductile iron gratings**  
Slot width: 2 x 85 x 20 mm





**Ductile iron gratings**  
Slot width: 180 x 6 mm



**GUGI ductile iron gratings**  
Mesh width: 15 x 25 mm




**Mesh gratings**  
Mesh width: 30 x 30 mm



**Mesh gratings, galvanised**  
Mesh width: 30 x 10 mm





Grating options  
**RECYFIX STANDARD 300**



**Ductile iron gratings**

Slot width: 2 x 127 x 18 mm



**GUGI ductile iron gratings**

Mesh width: 15 x 25 mm

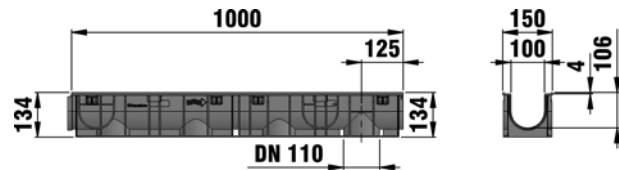
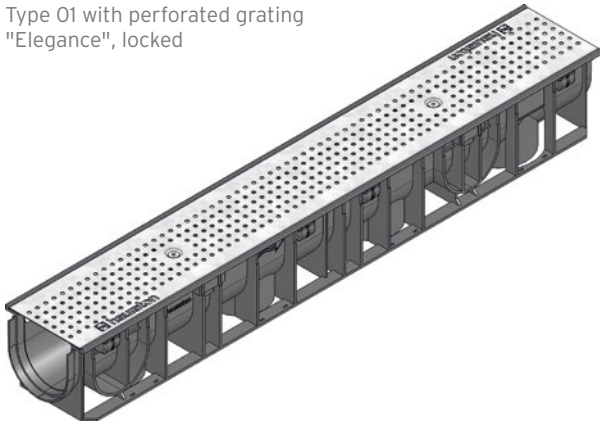
RECYFIX® PRO
RECYFIX® PLUS
RECYFIX® STANDARD
Facade Drainage
SLOTTED CHANNELS
RECYFIX® POINT FASERFIX® POINT
RECYFIX® GREEN
LINEFIX
TOP X

# RECYFIX®STANDARD 100

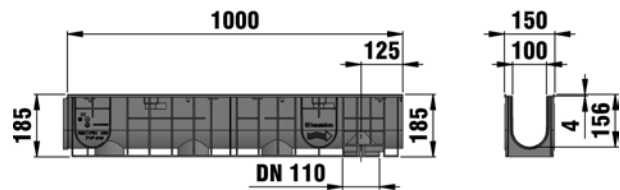
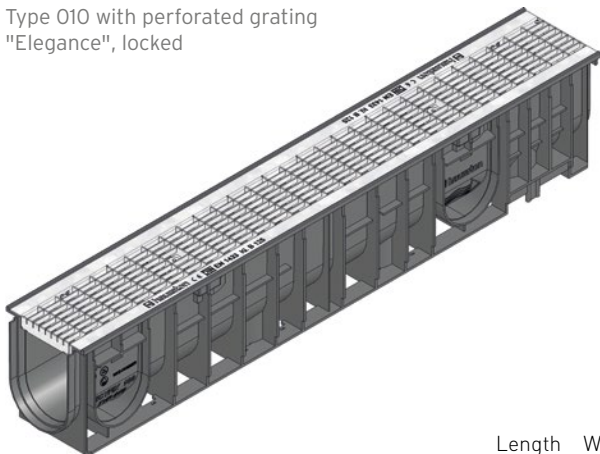
## Combi article

### RECYFIX®STANDARD 100, class A 15

Type 01 with perforated grating  
"Elegance", locked



Type 010 with perforated grating  
"Elegance", locked



	Length mm	Width mm	Height mm	Internal channel cross-sect. cm <sup>2</sup>	Intake cross-sect. cm <sup>2</sup> /m	Weight kg	Item-No. galvanised	Item-No. stainless steel
Type 01 with perforated grating "Elegance", locked	1000	150	134	92	102	3,90	41270	41240
Type 0105 with perforated grating "Elegance", locked	500	150	134	92	102	2,00	41277	41247
Type 010 with perforated grating "Elegance", locked	1000	150	185	142	102	4,50	41272	41242
Type 01005 with perforated grating "Elegance", locked	500	150	185	142	102	2,40	41278	41248
Type 60 with perforated grating "Elegance", locked	1000	150	60	35	102	3,00	41274	41244
Type 80 with perforated grating "Elegance", locked	1000	150	80	55	102	3,40	41276	41246

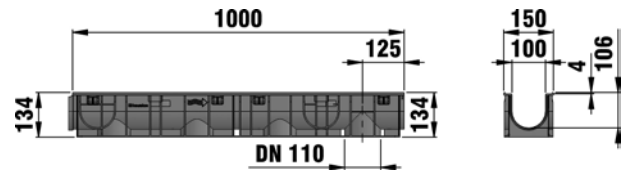
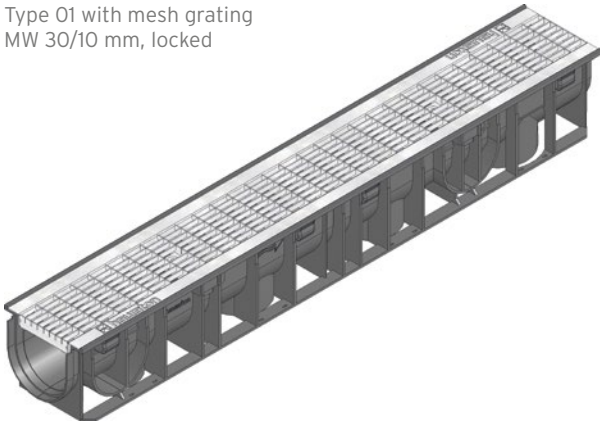
**Type 60/type 80 with preformed outlet DN/OD 75.**

**The quality of stainless steel material corresponds to CNS 1.4301 or CNS 1.4307.**

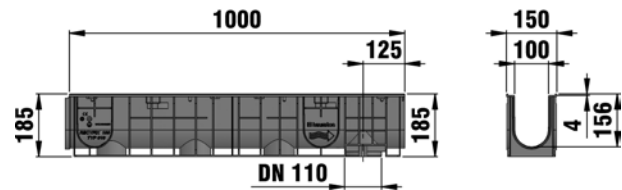
# RECYFIX® STANDARD 100

## RECYFIX® STANDARD 100, trafficable

Type 01 with mesh grating  
MW 30/10 mm, locked



Type 010 with slotted grating  
SW 9 mm, locked



	Length mm	Width mm	Height mm	Internal channel cross-sect. cm <sup>2</sup>	Intake cross-sect. cm <sup>2</sup> /m	Weight kg	Item-No. galvanised	Item-No. stainless steel
Type 01 with mesh grating MW 30/10 mm, locked	1000	150	134	92	650	4,60	40232	-
Type 0105 with mesh grating MW 30/10 mm, locked	500	150	134	92	650	2,30	40262	-
Type 010 with mesh grating MW 30/10 mm, locked	1000	150	185	142	650	5,30	40297	-
Type 01005 with mesh grating MW 30/10 mm, locked	500	150	185	142	650	2,70	40267	-
Type 60 with mesh grating MW 30/10 mm, locked*	1000	150	60	35	650	3,70	40237	-
Type 80 with mesh grating MW 30/10 mm, locked	1000	150	80	55	650	4,20	40247	-
Type 01 with slotted grating SW 9 mm, locked	1000	150	134	92	280	4,00	40231	41200
Type 0105 with slotted grating SW 9 mm, locked	500	150	134	92	280	1,90	40261	41207
Type 010 with slotted grating SW 9 mm, locked	1000	150	185	142	280	4,60	40296	41202
Type 01005 with slotted grating SW 9 mm, locked	500	150	185	142	280	2,60	40266	41208
Type 60 with slotted grating SW 9 mm, locked*	1000	150	60	35	280	3,00	40236	41204
Type 80 with slotted grating SW 9 mm, locked*	1000	150	80	55	280	3,50	40246	41206

\* For frequently used areas we recommend FASERFIX KS channels shallow (see CIVILS).  
Type 60/type 80 with preformed outlet DN/OD 75.  
The quality of stainless steel material corresponds to CNS 1.4301 or CNS 1.4307.

RECYFIX®  
PRO

RECYFIX®  
PLUS

RECYFIX®  
STANDARD

Facade Drainage

SLOTTED  
CHANNELS

RECYFIX® POINT  
FASERFIX® POINT

RECYFIX®  
GREEN

LINEFIX

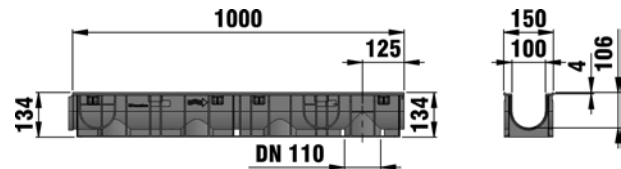
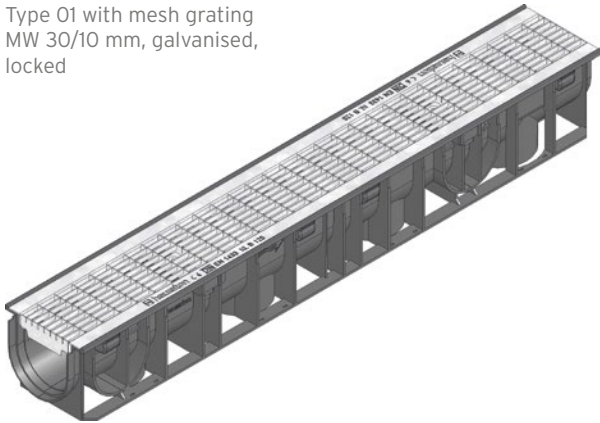
TOP X

# RECYFIX®STANDARD 100

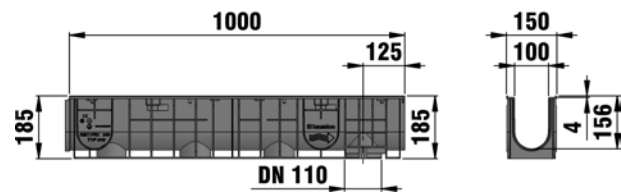
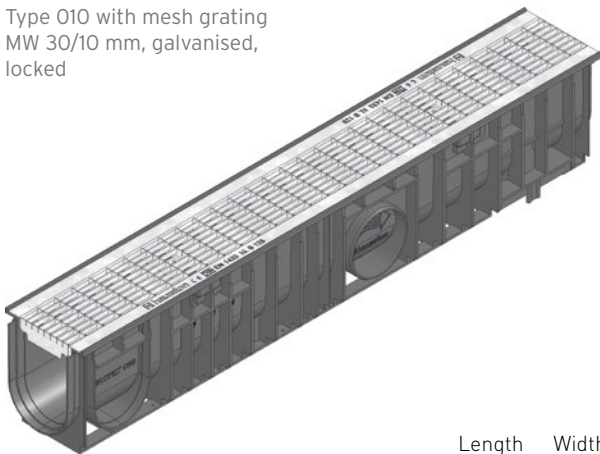
## Combi article

### RECYFIX®STANDARD 100, class B 125

Type 01 with mesh grating  
MW 30/10 mm, galvanised,  
locked



Type 010 with mesh grating  
MW 30/10 mm, galvanised,  
locked



	Length mm	Width mm	Height mm	Internal channel cross-sect. cm <sup>2</sup>	Intake cross-sect. cm <sup>2</sup> /m	Weight kg	Item-No. galvanised	Item-No. stainless steel
Type 01 with mesh grating MW 30/10 mm, galvanised, locked	1000	150	134	92	650	5,10	41220	41210
Type 0105 with mesh grating MW 30/10 mm, locked	500	150	134	92	650	2,50	41227	41217
Type 010 with mesh grating MW 30/10 mm, galvanised, locked	1000	150	185	142	650	5,70	41222	41212
Type 01005 with mesh grating MW 30/10 mm, galvanised, locked	500	150	185	142	650	2,90	41228	41218
Type 80 with mesh grating MW 30/10 mm, galvanised, locked	1000	150	80	55	650	5,10	41226	41216

\* For frequently used areas we recommend FASERFIX KS channels shallow (see CIVILS).

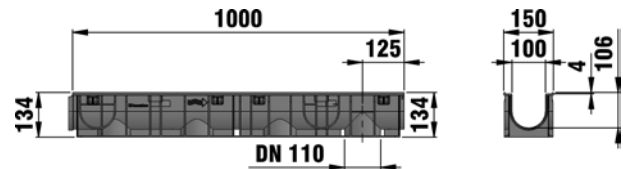

Type 60/type 80 with preformed outlet DN/OD 75.

The quality of stainless steel material corresponds to CNS 1.4301 or CNS 1.4307.

# RECYFIX® STANDARD 100

## RECYFIX® STANDARD 100, class C 250

Type 01 with ductile iron grating  
SW 14 mm, black, locked



	Length mm	Width mm	Height mm	Internal channel cross-sect. cm <sup>2</sup>	Intake cross-sect. cm <sup>2</sup> /m	Weight kg	Item No.
Type 01 with ductile iron grating SW 14 mm, black, locked	1000	150	134	92	450	8,20	40233
Type 0105 with ductile iron grating SW 14 mm, black, locked	500	150	134	92	450	3,80	40263
Type 010 with ductile iron grating SW 14 mm, black, locked	1000	150	185	142	450	8,80	40298
Type 01005 with ductile iron grating SW 14 mm, black, locked	500	150	185	142	450	4,50	40268
Type 60 with ductile iron grating SW 14 mm, black, locked*	1000	150	60	35	450	7,20	40238
Type 80 with ductile iron grating SW 14 mm, black, locked	1000	150	80	55	450	7,70	40248
Type 01 with ductile iron grating, SW 6 mm, locked	1000	150	134	92	290	8,30	41230
Type 0105 with ductile iron grating, black, SW 6 mm, locked	500	150	134	92	290	4,30	41237
Type 010 with ductile iron grating, SW 6 mm, locked	1000	150	185	142	290	8,70	41232
Type 01005 with ductile iron grating, black, SW 6 mm, locked	500	150	185	142	290	4,50	41238
Type 60 with ductile iron grating, black, SW 6 mm, locked	1000	150	60	35	290	7,40	41234
Type 80 with ductile iron grating, black, SW 6 mm, locked	1000	150	80	55	290	7,70	41236
Type 01 with GUGI-Ductile iron mesh grating MW 15/25 mm, black, locked	1000	150	134	92	444	7,10	40234
Type 0105 with GUGI-Ductile iron mesh grating MW 15/25 mm, black, locked	500	150	134	92	444	3,50	40264
Type 010 with GUGI-Ductile iron mesh grating MW 15/25 mm, black, locked	1000	150	185	142	444	8,50	40299
Type 01005 with GUGI-Ductile iron mesh grating MW 15/25 mm, black, locked	500	150	185	142	444	4,30	40269
Type 60 with GUGI-Ductile iron mesh grating MW 15/25 mm, black, locked*	1000	150	60	35	444	6,90	40239
Type 80 with GUGI-Ductile iron mesh grating MW 15/25 mm, black, locked	1000	150	80	55	444	5,50	40253

\* For frequently used areas we recommend FASERFIX KS channels shallow (see CIVILS).  
Type 60/type 80 with preformed outlet DN/OD 75.

RECYFIX®  
PRO

RECYFIX®  
PLUS

RECYFIX®  
STANDARD

Facade Drainage

SLOTTED  
CHANNELS

RECYFIX® POINT  
FASERFIX® POINT

RECYFIX®  
GREEN

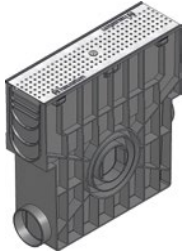
LINEFIX

TOP X


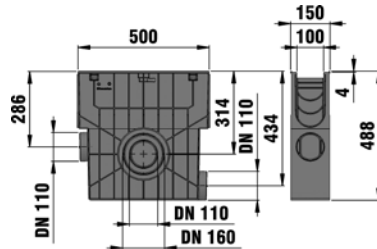
# RECYFIX® STANDARD 100

## Accessories

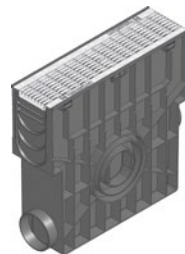
### Trash boxes




Trash box with perforated grating  
Ø 6 mm, class A 15, locked



Trash box with mud bucket  
and slotted grating, galvanised,  
trafficable, locked



Trash box with plastic bucket,  
with mesh grating, MW 30/10  
mm trafficable, locked



Trash box with plastic bucket  
and GUGI-Ductile iron mesh  
grating MW 15/25 mm, black,  
class C 250, locked

	Length mm	Width mm	Height mm	Weight kg	Item-No. galvanised	Item-No. stainless steel
Trash box with perforated grating Ø 6 mm, class A 15, locked	500	150	488	5,20	41251	41249
Trash box with mud bucket and slotted grating, galvanised, trafficable, locked	500	150	488	5,20	48055	48056
Trash box with plastic bucket, with mesh grating, MW 30/10 mm trafficable, locked	500	150	488	5,60	48057	-
Trash box with plastic bucket, with mesh grating, MW 30/10 mm, class B 125, locked	500	150	488	5,80	48059	48058
Trash box with plastic bucket and GUGI-Ductile iron mesh grating MW 15/25 mm, black, class C 250, locked	500	150	488	7,20	40259	-
Trash box with plastic bucket, ductile iron grating SW 14 mm, black, class C 250, locked	500	150	488	7,10	48053	-
Trash box with plastic bucket, ductile iron grating SW 6 mm, black, class C 250, locked	500	150	488	7,50	48054	-

The quality of stainless steel material corresponds to CNS 1.4301 or CNS 1.4307.

# RECYFIX® STANDARD 100

## End caps



End cap, closed for type 01



End cap closed for type 010



End cap combined made of PP with outlet DN/OD 110, type 010

	Length mm	Width mm	Height mm	Weight kg	Item No.
End cap, closed for type 01	-	150	108	0,00	48081
End cap with outlet DN/OD 110 for type 01	-	148	185	0,10	48091
End cap closed for type 010	-	150	160	0,00	40282
End cap combined made of PP with outlet DN/OD 110, type 010	-	148	185	0,10	40283
End cap closed, made of PP, for type 60	-	147	44	0,00	40284
End cap closed, made of PP, for type 80	-	147	64	0,00	40291

## Further accessories



Foul air trap, vertical, DN/OD 110



Foul air trap set, vertical DN/OD 110 for RECYFIX 100



Foul air trap for RECYFIX trash box 100



Mud bucket vertical made of modified composite for outlet DN/OD 110, black

	Length mm	Width mm	Height mm	Weight kg	Item No.
Foul air trap, vertical, DN/OD 110	-	187	181	0,60	40295
Foul air trap set, vertical DN/OD 110 for RECYFIX 100	-	-	203	0,40	40294
Foul air trap DN/OD 110, outside	-	-	-	0,40	961
Foul air trap for RECYFIX trash box 100	75	78	135	0,10	967
Adaptor for DN/OD 75 to PVC-U pipe DN/OD 110	-	-	-	0,10	1193
Mud bucket vertical made of modified composite for outlet DN/OD 110, black	100	100	85	0,00	40293
Step Fall Adapter for step slope, from type 01 to type 010	174	98	86	0,20	41290
Universal sealant/adhesive Siga-Meltell® 220 black**	-	-	-	1,00	19051
Tubular pistol for universal sealant/adhesive Siga-Meltell® 220 black**	-	-	-	1,30	6891
Holesaw, Ø 102 mm, with tool holder for a driller	-	-	-	0,60	980

**\*\*Amount needed for Type 010: approx. 18 ml per joint**

RECYFIX®  
PRO

RECYFIX®  
PLUS

RECYFIX®  
STANDARD

Facade Drainage

SLOTTED  
CHANNELS

RECYFIX® POINT  
FASERFIX® POINT

RECYFIX®  
GREEN

LINEFIX

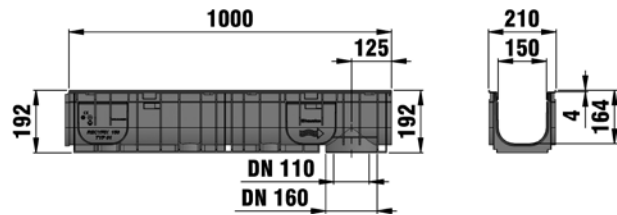
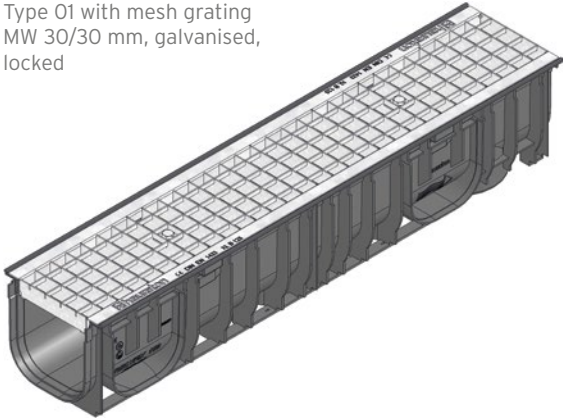
TOP X

# RECYFIX®STANDARD 150

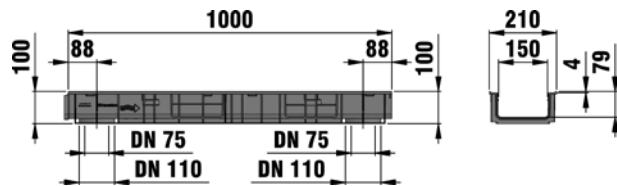
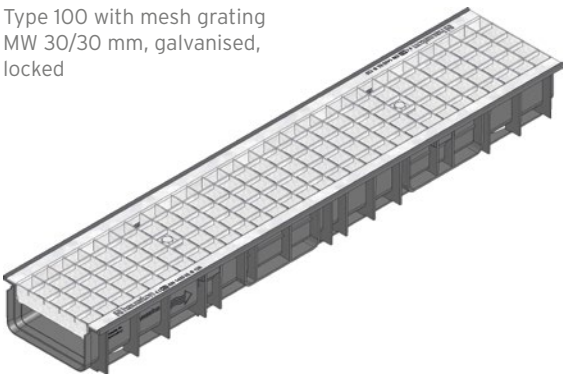
## Combi article

### RECYFIX®STANDARD 150, class B 125

Type 01 with mesh grating  
MW 30/30 mm, galvanised,  
locked



Type 100 with mesh grating  
MW 30/30 mm, galvanised,  
locked



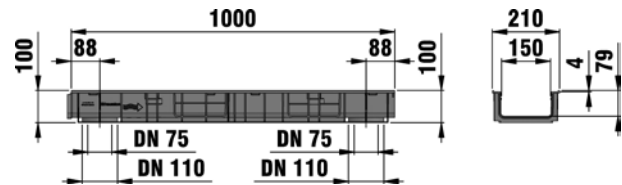

	Length mm	Width mm	Height mm	Internal channel cross-sect. cm <sup>2</sup>	Intake cross-sect. cm <sup>2</sup> /m	Weight kg	Item No.
Type 01 with mesh grating MW 30/30 mm, galvanised, locked	1000	210	192	225	1081	7,70	40171
Type 0105 with mesh grating MW 30/30 mm, galvanised, locked	500	210	192	225	1081	7,80	40146
Type 100 with mesh grating MW 30/30 mm, galvanised, locked	1000	210	100	116	1081	6,80	40135
Type 01 with mesh grating MW 30/10 mm, galvanised, locked	1000	210	192	225	1098	9,00	40177
Type 0105 with mesh grating MW 30/10 mm, galvanised, locked	500	210	192	225	1098	4,50	40148
Type 100 with mesh grating MW 30/10 mm, galvanised, locked	1000	210	100	116	1098	7,80	40136



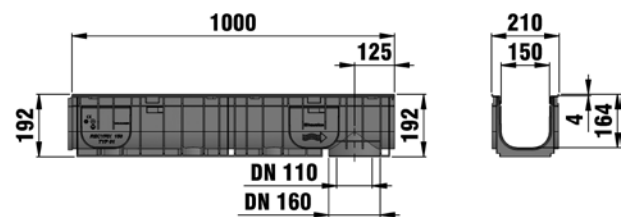

# RECYFIX® STANDARD 150

## RECYFIX® STANDARD 150, class C 250

Type 100 with ductile iron grating black, SW 6 mm, locked



Type 01 with GUGI-Ductile iron mesh grating MW 15/25 mm, black, locked



	Length mm	Width mm	Height mm	Internal channel cross-sect. cm <sup>2</sup>	Intake cross-sect. cm <sup>2</sup> /m	Weight kg	Item No.
Type 01 with ductile iron grating black, SW 6 mm, locked	1000	210	192	225	400	14,00	40176
Type 0105 with ductile iron grating black, SW 6 mm, locked	500	210	192	225	400	6,60	40150
Type 100 with ductile iron grating black, SW 6 mm, locked	1000	210	100	116	400	13,00	40137
Type 01 with GUGI-Ductile iron mesh grating MW 15/25 mm, black, locked	1000	210	192	225	745	12,40	40174
Type 0105 with GUGI-Ductile iron mesh grating MW 15/25 mm, black, locked	500	210	192	225	745	6,00	40149
Type 100 with GUGI-Ductile iron mesh grating MW 15/25 mm, black, locked	1000	210	100	116	745	11,60	40141

RECYFIX®  
PRO

RECYFIX®  
PLUS

RECYFIX®  
STANDARD

Facade Drainage

SLOTTED  
CHANNELS

RECYFIX® POINT  
FASERFIX® POINT

RECYFIX®  
GREEN

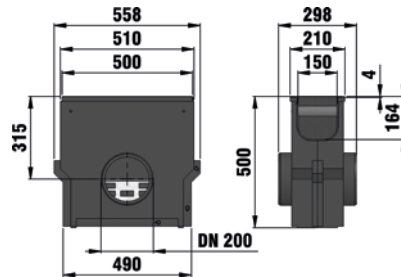

LINEFIX

TOP X

# RECYFIX® STANDARD 150

## Accessories

### Trash boxes



Trash box with galvanised bucket, with mesh grating MW 30/10 mm, galvanised, class B 125, locked




Trash box with galvanised bucket with GUGI-Ductile iron mesh grating MW 15/25 mm, black, class C 250, locked

	Length mm	Width mm	Height mm	Weight kg	Item No.
Trash box with galvanised bucket, with mesh grating MW 30/30 mm, galvanised, class B 125, locked	500	210	500	20,00	40154
Trash box with galvanised bucket, with mesh grating MW 30/10 mm, galvanised, class B 125, locked	500	210	500	17,90	40156
Trash box with galvanised bucket with GUGI-Ductile iron mesh grating MW 15/25 mm, black, class C 250, locked	500	210	500	20,00	40153
Trash box with galvanised mud bucket, with ductile iron grating black, SW 6 mm, locked	500	210	500	20,10	40157

# RECYFIX® STANDARD 150

## End caps



End cap combined made of PP with outlet DN/OD 75/110, type 01




End cap closed, type 100

	Length mm	Width mm	Height mm	Weight kg	Item No.
End cap combined made of PP with outlet DN/OD 75/110, type 01	-	210	203	0,10	40191
End cap closed, type 100	-	208	100	0,00	40190

## Further accessories



Foul air trap, vertical, DN/OD 110



Foul air trap set, vertical DN/OD 110 for RECYFIX 100

	Length mm	Width mm	Height mm	Weight kg	Item No.
Mud bucket vertical made of modified composite for outlet DN/OD 160, black	-	-	-	0,10	845
Foul air trap, vertical, DN/OD 110	-	187	181	0,60	40295
Foul air trap set, vertical DN/OD 110 for RECYFIX 100	-	-	203	0,40	40294
Universal sealant/adhesive Siga-Meltell® 220 black**	-	-	-	1,00	19051
Tubular pistol for universal sealant/adhesive Siga-Meltell® 220 black**	-	-	-	1,30	6891
Holesaw, Ø 102 mm, with tool holder for a drill	-	-	-	0,60	980

**\*\*Amount needed for Type 01: approx. 17 ml per joint**

RECYFIX®  
PRO

RECYFIX®  
PLUS

RECYFIX®  
STANDARD

Facade Drainage

SLOTTED  
CHANNELS

RECYFIX® POINT  
FASERFIX® POINT

RECYFIX®  
GREEN

LINEFIX

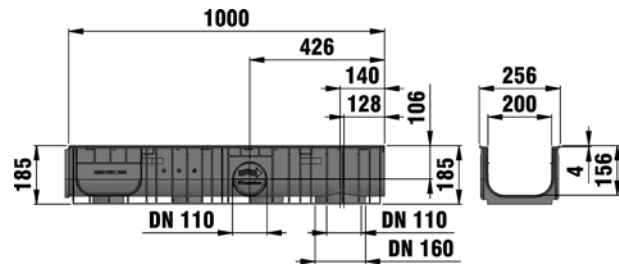
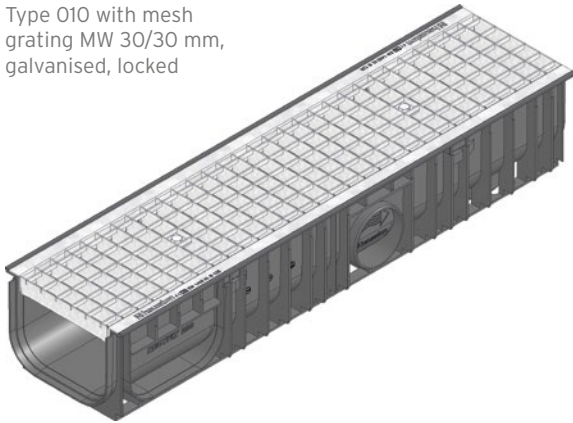
TOP X

# RECYFIX®STANDARD 200

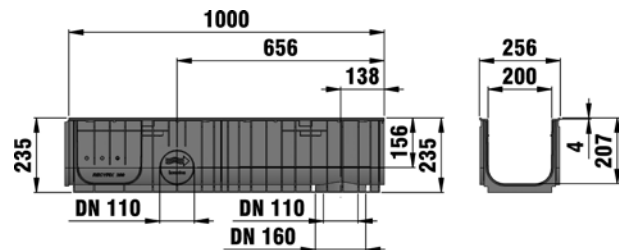
## Combi article

### RECYFIX®STANDARD 200, class B 125

Type 010 with mesh grating MW 30/30 mm, galvanised, locked



Type 020 with mesh grating MW 30/10 mm, galvanised, locked

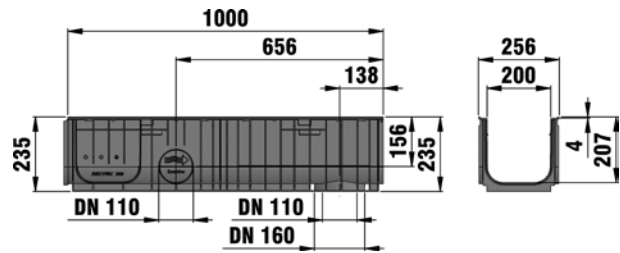


	Length mm	Width mm	Height mm	Internal channel cross-sect. cm <sup>2</sup>	Intake cross-sect. cm <sup>2</sup> /m	Weight kg	Item No.
Type 010 with mesh grating MW 30/30 mm, galvanised, locked	1000	256	185	294	1620	9,30	40672
Type 020 with mesh grating MW 30/30 mm, galvanised, locked	1000	256	235	394	1620	9,70	40676
Type 100 with mesh grating MW 30/30 mm, galvanised, locked	1000	256	100	150	1620	8,30	40635
Type 010 with mesh grating MW 30/10 mm, galvanised, locked	1000	256	185	294	1442	11,20	40685
Type 020 with mesh grating MW 30/10 mm, galvanised, locked	1000	256	235	394	1442	11,30	40686
Type 100 with mesh grating MW 30/10 mm, galvanised, locked	1000	256	100	150	1442	10,10	40636

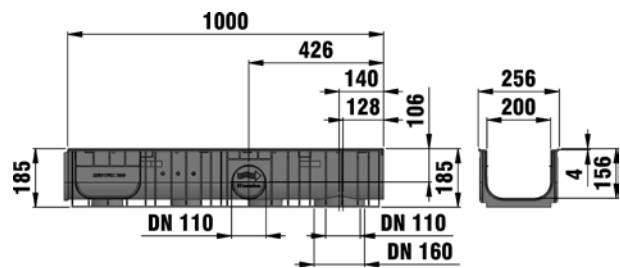

# RECYFIX® STANDARD 200

## RECYFIX® STANDARD 200, class C 250

Type 020 with ductile iron grating 2 x 85/20 mm, black, locked



Type 010 with GUGI-Ductile iron mesh grating MW 15/25 mm, black, locked



	Length mm	Width mm	Height mm	Internal channel cross-sect. cm <sup>2</sup>	Intake cross-sect. cm <sup>2</sup> /m	Weight kg	Item No.
Type 010 with ductile iron grating 2 x 85/20 mm, black, locked	1000	256	185	294	822	15,00	40660
Type 020 with ductile iron grating 2 x 85/20 mm, black, locked	1000	256	235	394	822	15,30	40661
Type 100 with ductile iron grating 2 x 85/20 mm, black, locked	1000	256	100	150	822	13,90	40640
Type 010 with ductile iron grating, SW 6 mm, locked	1000	256	185	294	557	17,60	40688
Type 020 with ductile iron grating, SW 6 mm, locked	1000	256	235	394	557	18,10	40689
Type 100 with ductile iron grating, SW 6 mm, locked	1000	256	100	150	557	16,70	40687
Type 010 with GUGI-Ductile iron mesh grating MW 15/25 mm, black, locked	1000	256	185	294	825	15,40	40665
Type 020 with GUGI-Ductile iron mesh grating MW 15/25 mm, black, locked	1000	256	235	394	825	17,00	40666
Type 100 with GUGI-Ductile iron mesh grating MW 15/25 mm, black, locked	1000	256	100	150	825	15,60	40641

RECYFIX®  
PRO

RECYFIX®  
PLUS

RECYFIX®  
STANDARD

Facade Drainage

SLOTTED  
CHANNELS

RECYFIX® POINT  
FASERFIX® POINT

RECYFIX®  
GREEN

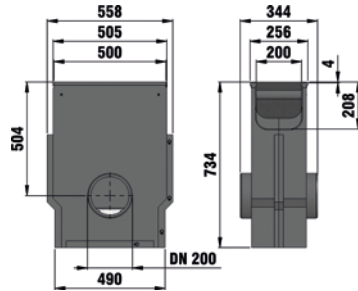
LINEFIX

TOP X

# RECYFIX® STANDARD 200

## Accessories

### Trash boxes



Trash box with mesh grating  
MW 30/30 mm, galvanised,  
class B 125, locked



Trash box with GUGI-Ductile  
iron mesh grating MW 15/25 mm,  
black, class C 250, locked

	Length mm	Width mm	Height mm	Weight kg	Item No.
Trash box with mesh grating MW 30/30 mm, galvanised, class B 125, locked	500	256	734	28,30	40656
Trash box with mesh grating MW 30/10 mm, galvanised, class B 125, locked	500	256	734	29,30	40657
Trash box with GUGI-Ductile iron mesh grating MW 15/25 mm, black, class C 250, locked	500	256	734	31,70	40653
Trash box with ductile iron grating 2 x 85/20 mm, black, class C 250, locked	500	256	734	30,60	40654
Trash box with galvanised mud bucket and ductile iron grating, SW 6 mm, locked	500	256	734	32,30	40693

# RECYFIX® STANDARD 200

## End caps



End cap combined made of PP closed / with outlet DN/OD 110, Type 010



End cap closed, FASERFIX KS type 01/RECYFIX PLUS type 020/RECYFIX STANDARD type 020

	Length mm	Width mm	Height mm	Weight kg	Item No.
End cap combined made of PP closed / with outlet DN/OD 110, Type 010	-	254	199	0,20	40792
End cap closed, FASERFIX KS type 01/RECYFIX PLUS type 020/ RECYFIX STANDARD type 020	-	260	275	1,10	12081
End cap closed, type 100	-	262	100	0,10	40690


## Further accessories



Foul air trap, vertical, DN/OD 110



Foul air trap set, vertical DN/OD 110 for RECYFIX 100



Step Fall Adapter for step slope, from type 010 to type 020

	Length mm	Width mm	Height mm	Weight kg	Item No.
Foul air trap, vertical, DN/OD 110	-	187	181	0,60	40295
Foul air trap set, vertical DN/OD 110 for RECYFIX 100	-	-	203	0,40	40294
Step Fall Adapter for step slope, from type 010 to type 020	194	208	89	0,40	49590
Universal sealant/adhesive Siga-Meltell® 220 black**	-	-	-	1,00	19051
Tubular pistol for universal sealant/adhesive Siga-Meltell® 220 black**	-	-	-	1,30	6891
Holesaw, Ø 102 mm, with tool holder for a drill	-	-	-	0,60	980

**\*\*Amount needed for Type 020: approx. 22 ml per joint**

RECYFIX®  
PRO

RECYFIX®  
PLUS

RECYFIX®  
STANDARD

Facade Drainage

SLOTTED  
CHANNELS

RECYFIX® POINT  
FASERFIX® POINT

RECYFIX®  
GREEN

LINEFIX

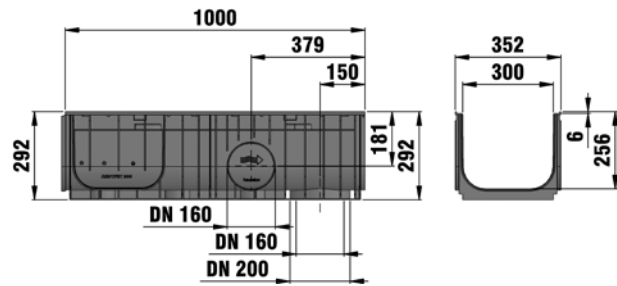

TOP X

# RECYFIX®STANDARD 300

## Combi article

### RECYFIX®STANDARD 300, class B 125

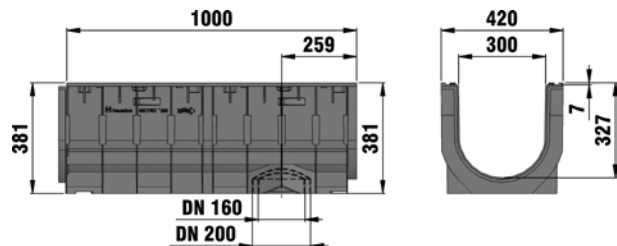

Type 01 with GUGI-Ductile iron mesh grating, MW 15/25 mm, black, locked



	Length mm	Width mm	Height mm	Internal channel cross-sect. cm <sup>2</sup>	Intake cross-sect. cm <sup>2</sup> /m	Weight kg	Item No.
Type 01 with GUGI-Ductile iron mesh grating, MW 15/25 mm, black, locked	1000	352	292	725	-	22,77	32864

### RECYFIX®STANDARD 300, class C 250

Type 010 with GUGI-Ductile iron mesh grating, MW 15/25 mm, black, locked



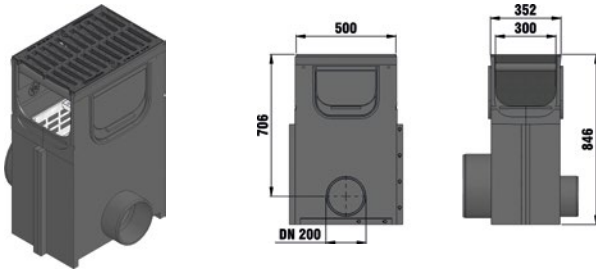
	Length mm	Width mm	Height mm	Internal channel cross-sect. cm <sup>2</sup>	Intake cross-sect. cm <sup>2</sup> /m	Weight kg	Item No.
Type 01 with GUGI-Ductile iron mesh grating, MW 15/25 mm, black, locked	1000	352	292	725	1385	30,40	40870
Type 010 with GUGI-Ductile iron mesh grating, MW 15/25 mm, black, locked	1000	420	381	857	1385	35,70	40875



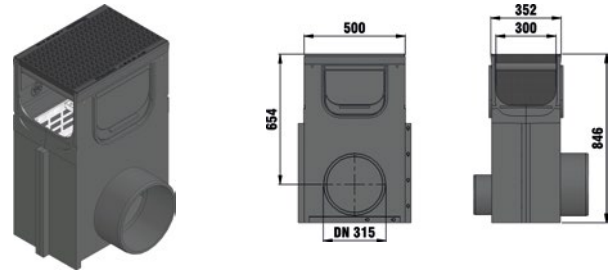
# RECYFIX® STANDARD 300

## Accessories

### Trash boxes



Trash box with galvanised mud bucket and ductile iron grating SW 2 x 127/18 mm, black, class B 125, locked, with PVC-U pipe outlet DN/OD 200



Trash box with galvanised mud bucket and GUGI-Ductile iron mesh grating, MW15/25 mm, only suitable for type O1, black, class C 250, locked, with PVC-U pipe outlet DN/OD 315

	Length mm	Width mm	Height mm	Weight kg	Item No.
Trash box with galvanised mud bucket and ductile iron grating SW 2 x 127/18 mm, black, class B 125, locked, with PVC-U pipe outlet DN/OD 200	500	352	846	45,50	32865
Trash box with galvanised mud bucket and ductile iron grating SW 2 x 127/18 mm, black, class B 125, locked, with PVC-U pipe outlet DN/OD 315	500	352	846	45,50	32866
Trash box with galvanised mud bucket and GUGI-Ductile iron mesh grating, MW 15/25 mm, only suitable for type O1, black, class C 250, locked, with PVC-U pipe outlet DN/OD 200	500	352	846	49,10	32328
Trash box with galvanised mud bucket and GUGI-Ductile iron mesh grating, MW 15/25 mm, only suitable for type O1, black, class C 250, locked, with PVC-U pipe outlet DN/OD 315	500	352	846	49,10	32335


# RECYFIX® STANDARD 300

## Accessories

### End caps



End cap closed, galvanised, type 01



End cap with horizontal PVC-U pipe outlet galvanised, type 01

	Length mm	Width mm	Height mm	Weight kg	Item No.
End cap closed, galvanised, type 01	-	360	340	1,80	40882
End cap closed, galvanised, type 010	-	420	380	2,80	40881
End cap with horizontal PVC-U pipe outlet galvanised, type 01	-	360	340	2,30	40892
End cap with horizontal PVC-U pipe outlet DN/OD 200, galvanised, type 010	-	420	380	3,10	40891

### Further accessories

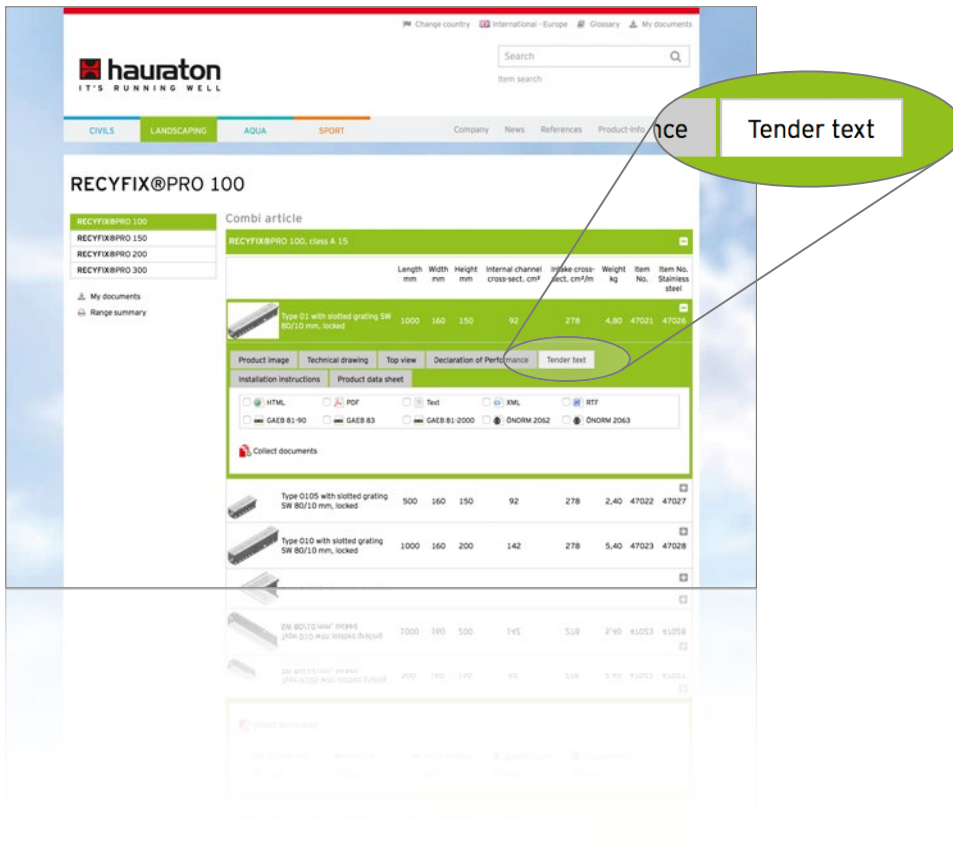
	Length mm	Width mm	Height mm	Weight kg	Item No.
Universal sealant/adhesive Siga-Meltell® 220 black**	-	-	-	1,00	19051
Tubular pistol for universal sealant/adhesive Siga-Meltell® 220 black**	-	-	-	1,30	6891

**\*\*Amount needed for Type 01: approx. 29 ml per joint**

# Your way to the tender text on hauraton.com

## 1 Go to the product page.

- Choose your item.




## 2 Choose required format and add it to your documents

## 3 Download tender text

- Go to „My documents“.

# Facade Drainage

Reliable water retention system for terraces, facades and flat roofs.





# Facade Drainage

Reliable water retention system for terraces, facades and flat roofs.

## 1 Requirements

- fast and reliable removal of surface water on facades, flat roofs and terraces
- compliance with the guidelines and the flat roof relevant DIN standards
- backwater reserve for sudden accumulation of rainwater

## 2 Application areas

- flat roof green areas
- passable roof areas and terraces
- facade channels
- in front of entrances of balconies and terraces

## 3 Solutions

- powerful backwater reserve for abruptly accumulated water quantities
- horizontal and vertical drainage
- effective protection of walls, doors and windows elements
- open channel systems: channel bodies have drainage possibility on all sides
- barrier-free transitions on terraces
- easy assembling kit



Europa Shopping Centre in Bystrica, Slovakia



Holiday Inn in Bydgoszcz, Poland



Centre for Conservative Medicine, Leipzig, Germany



Leonardo Royal Hotel in Munich, Germany



Penthouse in Wiehl, Germany



Retirement home Hennet, Germany

RECYFIX®  
PRO

RECYFIX®  
PLUS

RECYFIX®  
STANDARD

Facade Drainage

SLOTTED  
CHANNELS

RECYFIX® POINT  
FASERFIX® POINT

RECYFIX®  
GREEN

LINEFIX

TOP X

# YOUR BENEFITS WITH **DACHFIX RESIST**

## INDIVIDUAL SOLUTIONS

- guidelines for the preparation of corner pieces
- optional height adjustment
- double ribs for the preparation of full 0.5 m pieces
- big length for efficient installation

### = DESIGN FLEXIBILITY



## VARIOUS GRATING OPTIONS

- variety of materials:  
PP, galvanised steel, stainless steel

### = DESIGN FLEXIBILITY



## DURABILITY & HIGH RESISTANCE

- high resistance against frost, de-icing salt and waterlogging
- **DACHFIX** channels withstand all weather influences
- permanently corrosion-resistant (**DACHFIX RESIST**)

### = QUALITY ASSURED



## QUICK INSTALLATION

- easy to handle
- tongue and groove system for straight installation


### = COST SAVINGS





**IDEAL FOR ...**

facades and flat roofs. The channels permanently protect buildings from standing or pressurised water.



1

Tongue and groove system

**Option for 100 % corrosion-free**

# DACHFIX RESIST

Reliable water retention system for terraces, facades and flat roofs.

## Modern residential development featuring corrosion-free and durable DACHFIX drainage system

### Durable and corrosion-free:

Facade and terrace drainage with DACHFIX RESIST. In Sindelfingen in Swabia, a new state-of-the-art project is being developed in a central location. The idea is that the development, with its 40 residential units ranging from exclusive penthouses to owner-occupied apartments, terraced and semi-detached houses through to sheltered housing for the elderly, will provide housing for a mix of age-groups living together. In line with the high-quality interior specification and the attractive architectural design, all materials - including those for the facade and terrace drainage - are reliable and durable.

### DACHFIX RESIST features:

- channels and gratings made of high-quality PP - 100% corrosion-free
- long service life even under permanently wet conditions on roof terraces
- PP longitudinal grating in an attractive and elegant silver-grey design
- very suitable for contact with bare feet at terrace doors
- highly reduced installation costs due to easy installation and low weight



**Housing estate in Sindelfingen,  
Germany**

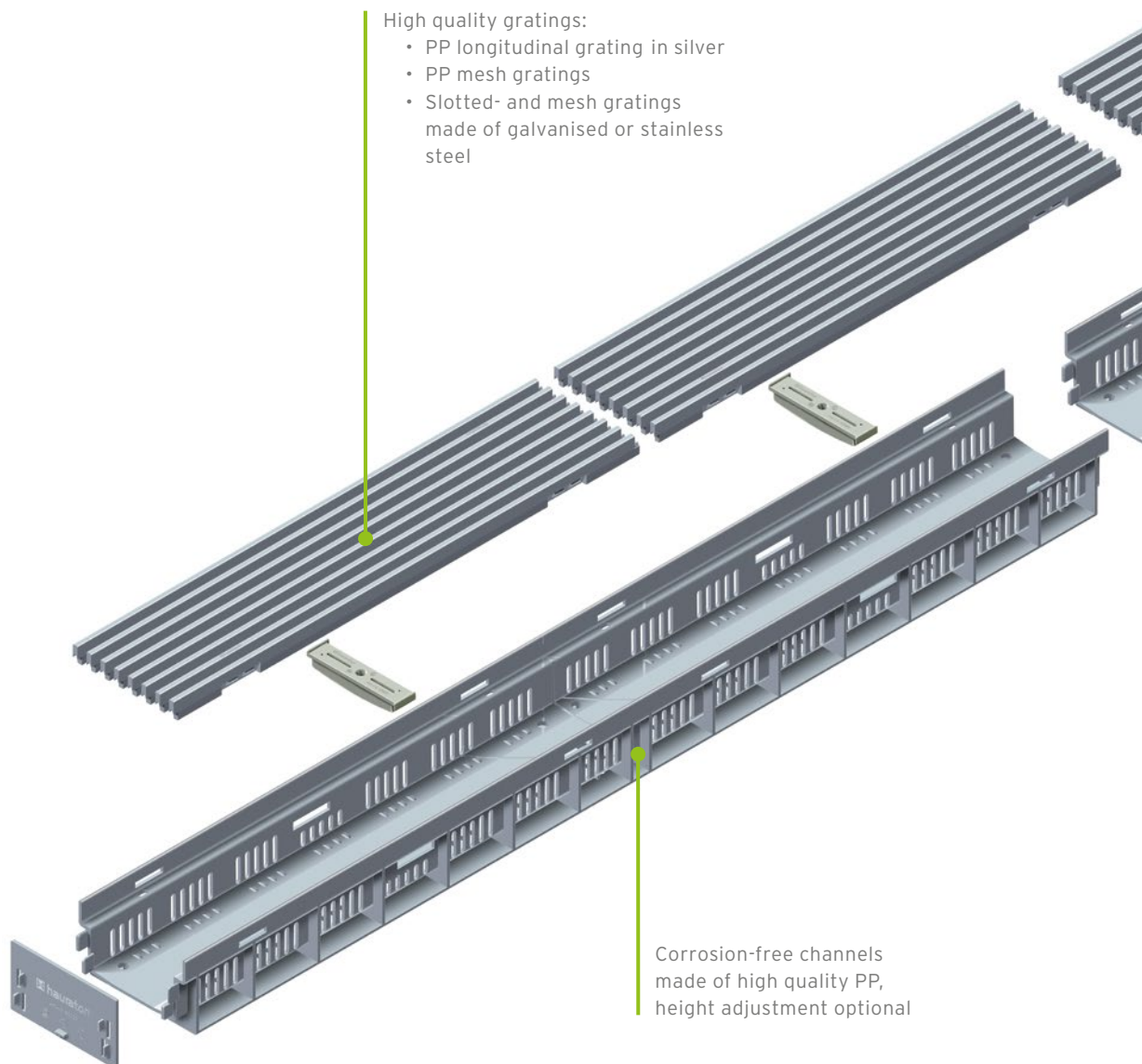


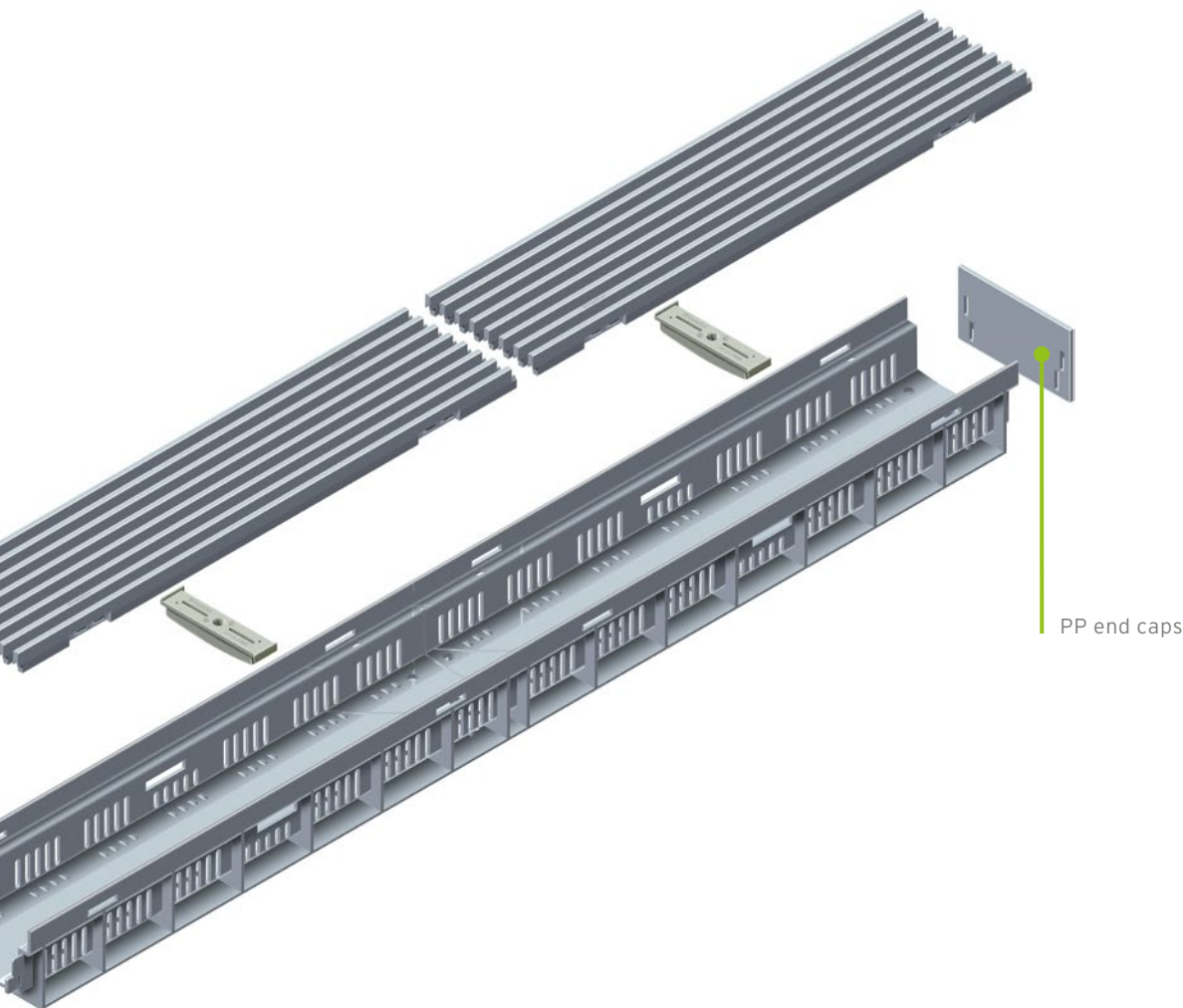
RECYFIX® PRO
RECYFIX® PLUS
RECYFIX® STANDARD
Facade Drainage
SLOTTED CHANNELS
RECYFIX® POINT FASERFIX® POINT
RECYFIX® GREEN
LINEFIX
TOP X

# DACHFIX RESIST

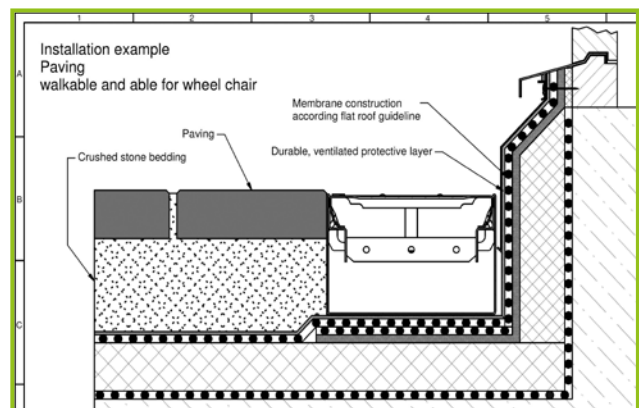
Reliable water retention system for terraces, facades and flat roofs.

DACHFIX channels comply with the flat roof guidelines and are suitable for pedestrian traffic and wheelchair access.





PP end caps



DACHFIX Channels allow a barrier-free access on roof terraces. A height difference of 15 cm between doors or windows elements and sealing level, as prescribed in the flat roof guideline, is not required.

RECYFIX® PRO

RECYFIX® PLUS

RECYFIX® STANDARD

Facade Drainage

SLOTTED CHANNELS


RECYFIX® POINT  
FASERFIX® POINT

RECYFIX® GREEN

LINEFIX


TOP X

## Grating options **DACHFIX RESIST**




### **Longitudinal gratings, PP, silver**

Bar distance: 10 mm




### **Mesh gratings, PP, silver**

Mesh width: 8 x 21 mm




### **Mesh gratings, PP, black**

Mesh width: 8 x 21 mm



### **Mesh gratings, galvanised and stainless steel**

Mesh width: 30 x 10 mm




**Longitudinal gratings,  
galvanised and stainless  
steel**

Bar distance: 12 mm



**Slotted gratings,  
galvanised and stainless  
steel**

Slot width: 80 x 9 mm



**Perforated gratings,  
galvanised and stainless  
steel**

Hole diameter: 6 mm

RECYFIX®  
PRO

RECYFIX®  
PLUS

RECYFIX®  
STANDARD

Facade Drainage

SLOTTED  
CHANNELS

RECYFIX® POINT  
FASERFIX® POINT

RECYFIX®  
GREEN

LINEFIX

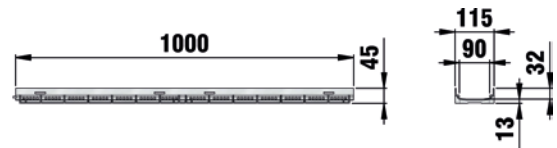
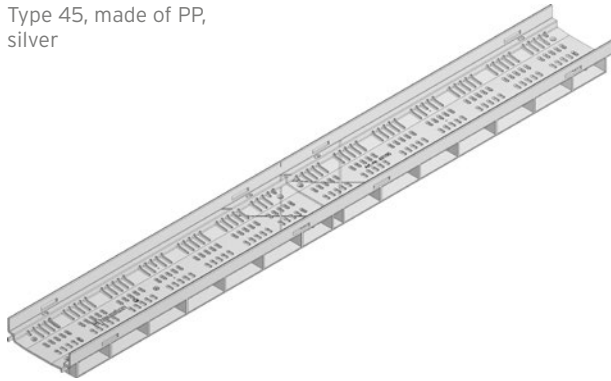
TOP X

# DACHFIX®RESIST 115

## Channels

### DACHFIX®RESIST, height 45 mm, channels made of recycled composite

Type 45, made of PP,  
silver

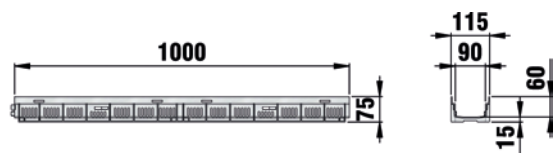
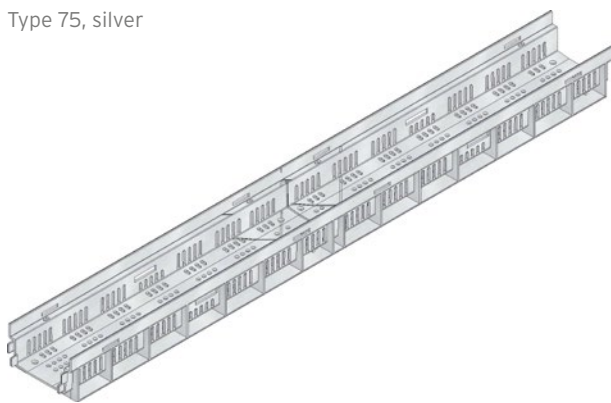


	Length mm	Width mm	Height mm	Internal channel cross-sect. cm <sup>2</sup>	Weight kg	Item No.
Type 45, made of PP, silver	1000	115	45	-	0,70	63100

Fastening option on request

### DACHFIX®RESIST, height 75 mm, channels made of recycled composite

Type 75, silver



	Length mm	Width mm	Height mm	Internal channel cross-sect. cm <sup>2</sup>	Weight kg	Item No.
Type 75, silver	1000	115	75	28	0,90	63000




# DACHFIX® RESIST 115

## Gratings

### DACHFIX® RESIST 115



Mesh grating, PP, silver, MW 8/21 mm



Slotted grating



Longitudinal grating SW 12 mm

	Length mm	Width mm	Height mm	Intake cross-sect. cm <sup>2</sup> /m	Weight kg	Item-No. galvanised	Item-No. stainless steel
Mesh grating, PP, black, MW 8/21 mm	500	108	20	509	0,40	69025	-
Mesh grating, PP, silver, MW 8/21 mm	500	108	20	509	0,40	69024	-
Mesh grating MW 30/10 mm	1000	108	20	871	2,30	69020	69022
Mesh grating MW 30/10 mm	500	108	20	853	1,00	69021	69023
Mesh grating MW 30/10 mm	1000	108	20	871	2,40	44030	44035
Mesh grating MW 30/10 mm	500	108	20	853	1,20	44031	44036
Slotted grating	1000	108	20	256	1,20	69026	69030
Slotted grating	500	108	20	256	0,60	69028	-
Longitudinal grating SW 12 mm	1000	108	20	822	3,20	60900	60905
Longitudinal grating SW 12 mm	500	108	20	822	1,60	69051	-
Longitudinal slot grating made of PP, silver	500	108	20	650	0,40	63010	-
Perforated grating	1000	108	20	104	1,80	60950	60955
Perforated grating	500	108	20	104	0,90	69037	69043

The quality of stainless steel material corresponds to CNS 1.4301 or CNS 1.4307.

RECYFIX®  
PRO

RECYFIX®  
PLUS

RECYFIX®  
STANDARD

Facade Drainage

SLOTTED  
CHANNELS

RECYFIX® POINT  
FASERFIX® POINT

RECYFIX®  
GREEN

LINEFIX

TOP X

# DACHFIX<sup>®</sup>RESIST

## Accessories

### End caps



End cap made of PP,  
for DACHFIX RESIST type 45



End cap closed, silver,  
for DACHFIX RESIST type 75

	Length mm	Width mm	Height mm	Weight kg	Item No.
End cap made of PP, for DACHFIX RESIST type 45	-	115	35	0,00	63125
End cap closed, silver, for DACHFIX RESIST type 75	-	115	65	0,00	63025

# DACHFIX® RESIST

## Further accessories



PP locking handle, silver, for DACHFIX RESIST (for stability of the channel system)



Height adjusting set (6 pieces/set) for DACHFIX RESIST, height 75 mm (1 set per metre required), stainless steel

	Length mm	Width mm	Height mm	Weight kg	Item-No. galvanised	Item-No. stainless steel
PP locking handle, silver, for DACHFIX RESIST (for stability of the channel system)	100	23	17	0,00	63020	-
Height adjusting set (6 pieces/set) for DACHFIX RESIST, height 75 mm (1 set per metre required), stainless steel	-	-	-	0,20	63095	-
Locking handle set with bolt for mesh grating and longitudinal grating made of PP (2 sets per metre required), for DACHFIX RESIST type 75	-	-	-	0,00	32857	-
Locking handle set with bolt for mesh grating galvanised/ stainless steel (2 sets per metre required), for DACHFIX RESIST type 75	-	-	-	0,00	32851	32852
Locking handle set with bolt for perforated grating and slotted grating (2 sets per metre required), for DACHFIX RESIST type 75	-	-	-	0,00	32853	32854
Locking handle set with bolt for longitudinal grating (2 sets per metre required), for DACHFIX RESIST type 75	-	-	-	0,00	-	32856

**\* Screw connection has to be ordered seperately. Height adjustable from 81 to 108 mm.**

RECYFIX®  
PRO

RECYFIX®  
PLUS

RECYFIX®  
STANDARD

Facade Drainage

SLOTTED  
CHANNELS

RECYFIX® POINT  
FASERFIX® POINT

RECYFIX®  
GREEN

LINEFIX

TOP X

# DACHFIX STEEL Channels

For standard facade drainage.

## Facade drainage

The HAURATON DACHFIX channel range covers all installation situations with the best solutions. Moisture should never be allowed into a building through external areas such as doors and facades. HAURATON products ensure the protection. The channels meet all relevant regulations for facade drainage and provide the following benefits:

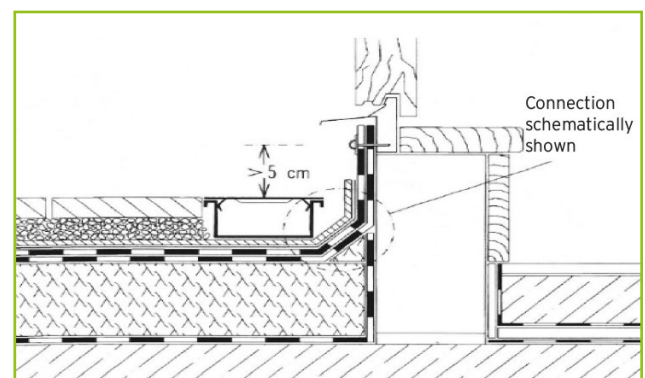
- large volumes of rainwater drained quickly and safely
- backflow reserve for sudden heavy rainfall
- avoidance of puddles forming around facade
- indoor areas safeguarded from heavy rainfall

Channels should not be lifted by strong winds and must prevent surface ponding. In many regions also snow, ice and slush require handling efficiently. Heat permeating through doorways can quickly melt snow and ice, creating high volumes of surface water. This may be contained by remaining snow and ice. The DACHFIX range of facade drainage meets all these challenges and more, providing continuous and efficient surface drainage. Correct channel sizing to accommodate for anticipated surface water volumes is provided through comprehensive technical support available from HAURATON.

High architectural standards are maintained through a wide variety of grating designs and combinations: in both galvanised and stainless steel.

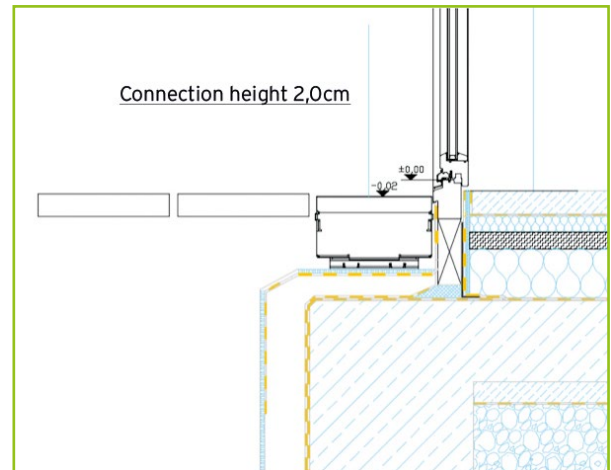
## Well-known practical requirements

Height differences from 15 to 0 cm are familiar in the area of building drainage. Without a drainage system a level difference of 15 cm is required. This can be reduced to 5 cm with the use of DACHFIX STEEL. For safety reasons, many buildings are planned with a 5-cm level difference between indoor areas and water-bearing levels. However, this means that these buildings are not barrier-free accessible.



## Practical requirements for barrier-free entrances

In practice, a 2 cm-high threshold is often accepted as barrier-free. However, in many public buildings a totally level surface (zero level) is used for handicapped-accessible and barrier-free access. To achieve this, entrances, exits and adjacent surfaces must be precisely constructed with no height differences. DACHFIX STEEL channels can meet both installation scenarios.



## Accessibility

Barrier-free entrance: Through precise height adjustment to the floor, DACHFIX STEEL can be fully adapted to suit any environment. HAURATON meets the regulations, high standards and expectations of architects and planners regarding design of barrier-free buildings.



Standard entrance



Particularly essential for people with disabilities

RECYFIX®  
PRO

RECYFIX®  
PLUS

RECYFIX®  
STANDARD

Facade Drainage

SLOTTED  
CHANNELS

RECYFIX® POINT  
FASERFIX® POINT

RECYFIX®  
GREEN

LINEFIX

TOP X

# DACHFIX STEEL Channels

The right channel for every installation situation.

## Typical on-site installation examples


The DACHFIX STEEL channel range covers all standard installation situations and provides the best solution for every purpose.

## Important for all installation situations: special attention to height level

If the channels are not connected to the wastewater pipe (installation situations A + B), a level difference of 5 cm between indoor areas and water-bearing levels should be observed. These buildings are not barrier-free accessible. In order to make entrances with a 2-cm difference in level or barrier-free (0 cm), a direct connection to the wastewater drainage system ensures reliable drainage (see installation situations C - E).


## Installation situation A - Drainage via cross-intersection channel and **DACHFIX POINT**

- Minimal overall construction, eg. roof terraces (no permeability).
- Drainage of water over a damp-proof-membrane through DACHFIX POINT.
- DACHFIX STEEL channel is connected to DACHFIX POINT via the cross-intersection channel. This ensures continuous drainage even when the roof structure is obstructed by fine particles and infiltration is reduced.



**Installation situation B - Drainage without pipe connection to channel, 5 cm threshold**

- Solution for reveal area with exit threshold.
- Channels installed with permeable concrete.
- Channels are perforated without pipe connection.  
The water percolates underground.



# DACHFIX STEEL Channels

The right channel for every installation situation.

**Installation situation C** - Drainage via channel with vertical pipe connection, level entrance (0 cm)

- Solution for reveal area without substructure.
- Channels are perforated. Some of the water is percolated underground.
- Channels installed with permeable concrete.
- Direct connection of channel to wastewater drainage system.





## Installation situations D + E - Drainage via drain box, horizontal & vertical connection

- Solutions for a connection at the substructure reveal area with minimal overall construction.
- Channels are perforated. Some of the water percolates underground.
- Channels installed with permeable concrete.
- Direct connection of DACHFIX drain box to wastewater drainage system.




# DACHFIX STEEL Channels

The right channel for every installation situation.

## Always the right channel for every installation application

DACHFIX STEEL channels were specifically developed for all practical installation applications. A wide range, with 5 widths each in 4 heights, covers project requirements and provides reliable drainage and effective splash-water protection in every case.

- 5 widths (115, 135, 155, 205, 255 mm) each in 4 heights (45, 75, 100, 150 mm)
- the right channel for every application
- large channel widths to capture splash water
- solution for reveal area without substructure
- perforations in channel base for percolation of subsurface water
- channels installed with permeable concrete
- wastewater pipe connection direct to channel
- channels are perforated and connected to DACHFIX drain box via vertical connection



The scope of design is created by the wide range of different grating options.

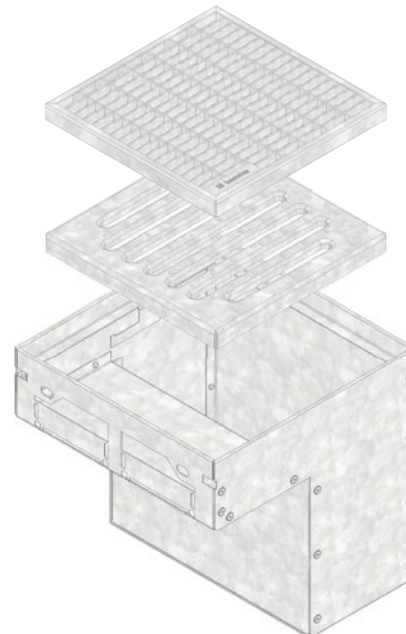
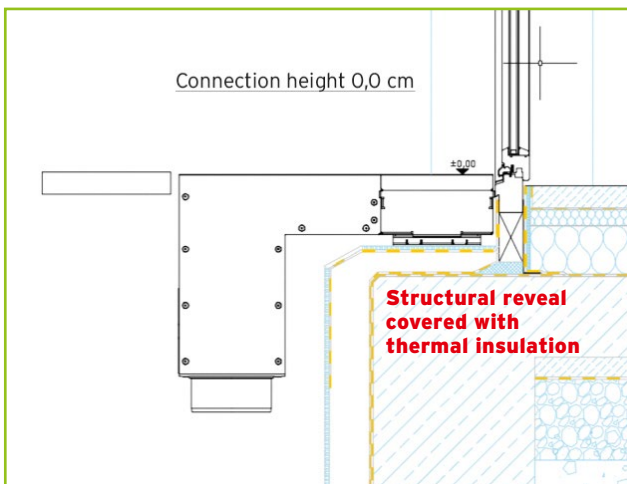
Whether a slotted, mesh, perforated or longitudinal grating - the product range always provides the right solution.

## Unique: The DACHFIX drain box

Reveals are provided with thermal insulation and therefore require drainage channels with shallow inverts. In this case there is no possibility for a positive pipe connection (vertical or horizontal).

The DACHFIX drain box sits on top of the protruding insulation board to provide positive connection to the channel and carry water to a discharge point beyond the structure; with the option for vertical or horizontal pipe connection at least 15 cm lower than the channel invert.

- allows a vertical or horizontal connection with substructure areas (reveal, thermal insulation)
- can be installed with 25 x 25 cm standard tiles without being cut
- 2 drain box designs are compatible with all DACHFIX STEEL channels
- matching gratings provide uniform appearance with DACHFIX STEEL channels



# DACHFIX STEEL Channels

## Application areas for **DACHFIX** STEEL Channels.

### Security in planning and implementation

DACHFIX STEEL channels are especially developed for reliable and safe drainage of facades and flat roofs. The channels permanently protect buildings from standing or pressurised water while enabling entrances and passages to be made accessible.

- wide variety of channels with different widths and heights
- cover all standard installation situations
- implementation in accordance with standards and guidelines
- wide range of gratings for design flexibility
- hydraulic calculation provided by HAURATON Project Management Team

### Application areas

- facades
- roof terraces
- flat roofs
- floor areas
- substructured reveal areas



Residence hall Scheuchzerstraße, Zurich, Switzerland



Residential area, Sindelfingen



Adalbert-Stifter-School, Nuremberg



Penthouse, Wiehl



Leonardo Royal Hotel, Munich

RECYFIX®  
PRO

RECYFIX®  
PLUS

RECYFIX®  
STANDARD

Facade Drainage

SLOTTED  
CHANNELS

RECYFIX® POINT  
FASERFIX® POINT

RECYFIX®  
GREEN

LINEFIX

TOP X

# YOUR BENEFITS WITH DACHFIX STEEL

## ONE PRODUCT RANGE FOR ALL INSTALLATION SITUATIONS

- five widths: 115 mm, 135 mm, 155 mm, 205 mm and 255 mm
- four heights: 45 mm, 75 mm, 100 mm and 150 mm
- accommodates large volume of water/ melt water

= **PERFORMANCE ASSURED / DESIGN FLEXIBILITY**



## REMOVABLE SECTION IN BASE

- connection: DN 75 and DN 110

= **DESIGN FLEXIBILITY / COST SAVINGS**



## PRACTICAL HEIGHT ADJUSTMENT

- easy adjustment on uneven surfaces
- simple handling with 2 set screws
- placeable at several positions in the channel

= **DESIGN FLEXIBILITY**



## NUMEROUS GRATING OPTIONS

- made of recycled composite, galvanised steel, stainless steel
- aesthetic mesh and longitudinal gratings
- customised gratings available

= **DESIGN FLEXIBILITY**



## UNIQUE END CAP

- easy to fix with clip function

= **COST SAVINGS**



## SPECIAL LOCKING HANDLE SYSTEM

- locking handle for:
  - easy connection of channel elements
  - additional fixing option of grating
- locking handle can be retrofitted at any time

= **PERFORMANCE ASSURED**



## EASY CONNECTION OPTIONS


- direct connection via removable section in base (DN/OD 75 + DN/OD 110)
- drain box outlet in substructure; vertical or horizontal connection
- via cross-intersection channel to **DACHFIX POINT**

= **DESIGN FLEXIBILITY / PERFORMANCE ASSURED / COST SAVINGS**



**IDEAL FOR ...**

facades and flat roofs. The channels permanently protect buildings from standing or pressurised water.



**1**

Innovative perforation  
for simple on-site connection

# DACHFIX STEEL Channels

Reliable backwater reserve for terraces, facades and flat roofs.

DACHFIX Channels are suitable for pedestrian traffic and wheelchair access.

## New drainage system

The new DACHFIX STEEL channel range includes many practical details that makes this system unique. Installation and processing are more simple and guarantee success.



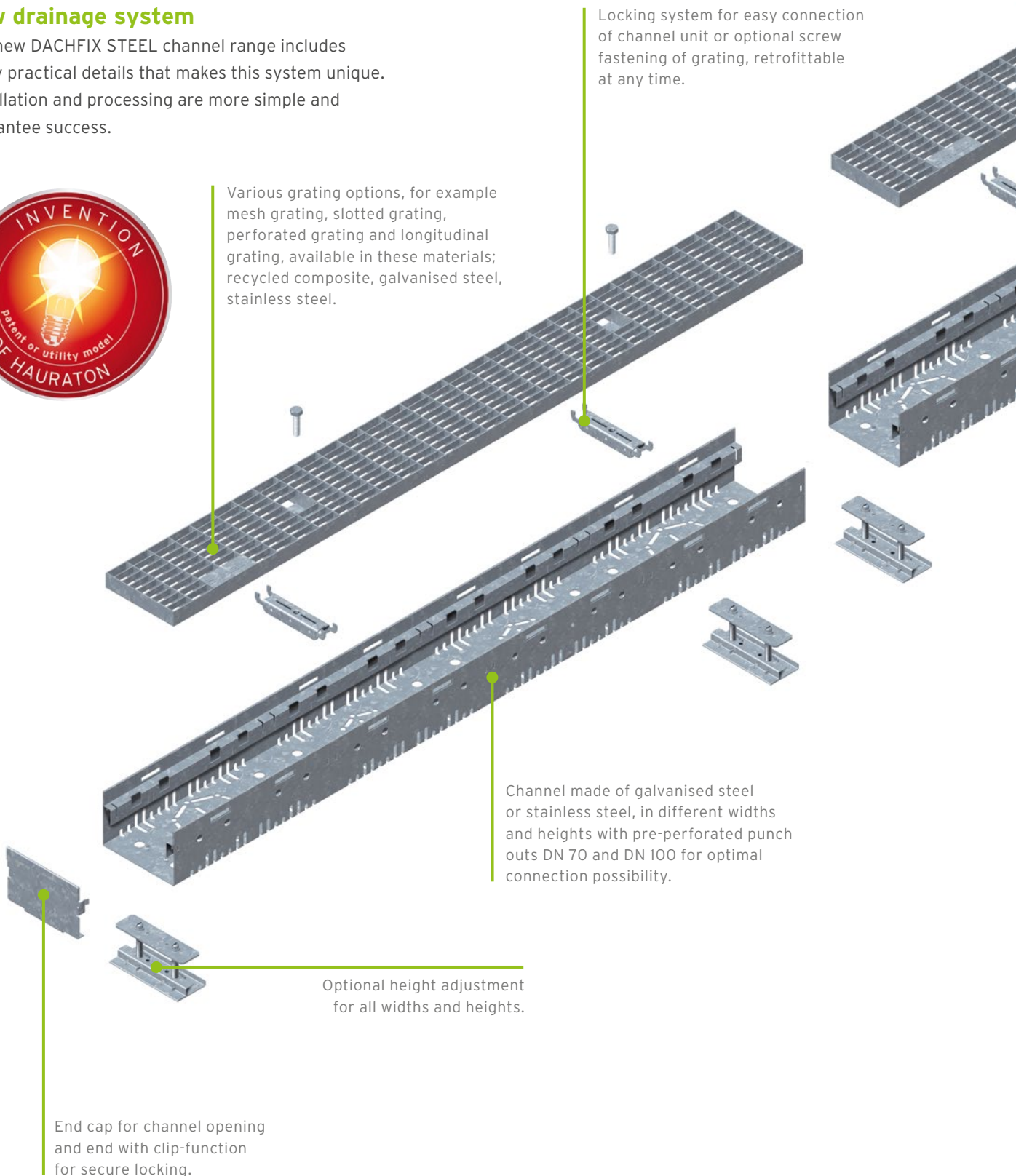
Various grating options, for example mesh grating, slotted grating, perforated grating and longitudinal grating, available in these materials; recycled composite, galvanised steel, stainless steel.

Locking system for easy connection of channel unit or optional screw fastening of grating, retrofittable at any time.

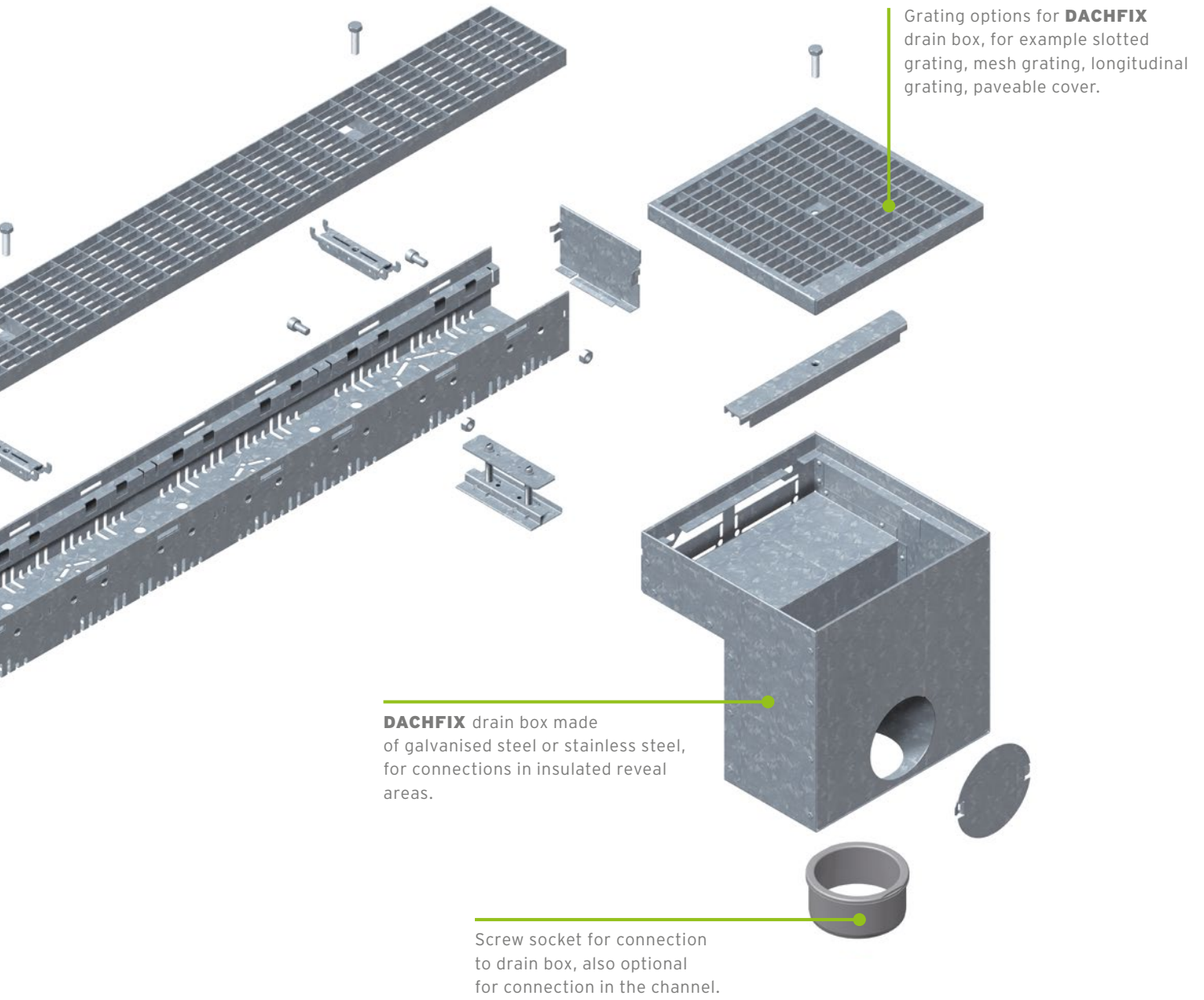
Channel made of galvanised steel or stainless steel, in different widths and heights with pre-perforated punch outs DN 70 and DN 100 for optimal connection possibility.

Optional height adjustment for all widths and heights.

End cap for channel opening and end with clip-function for secure locking.







Grating options for **DACHFIX** drain box, for example slotted grating, mesh grating, longitudinal grating, paveable cover.

**DACHFIX** drain box made of galvanised steel or stainless steel, for connections in insulated reveal areas.

Screw socket for connection to drain box, also optional for connection in the channel.

RECYFIX® PRO

RECYFIX® PLUS

RECYFIX® STANDARD

Facade Drainage

SLOTTED CHANNELS

RECYFIX® POINT  
FASERFIX® POINT



RECYFIX® GREEN

LINEFIX

TOP X


## Grating options

### DACHFIX STEEL 115



**Mesh gratings,  
galvanised and stainless  
steel**

Mesh width: 30 x 10 mm




**Longitudinal gratings,  
galvanised and stainless  
steel**

Bar distance: 9 mm




**Slotted gratings,  
galvanised and stainless  
steel**

Slot width: 80 x 9 mm




**Perforated gratings,  
galvanised and stainless  
steel**

Hole diameter: 6 mm



**Longitudinal gratings,  
PP, silver**

Bar distance: 9 mm



**Mesh gratings,  
PP, silver**



Mesh width: 80 x 21 mm



**Mesh gratings,  
PP, black**



Mesh width: 80 x 21 mm

Grating options  
**DACHFIX STEEL 135**




**Mesh gratings,  
galvanised and stainless  
steel**

Mesh width: 30 x 10 mm



**Longitudinal gratings,  
galvanised and stainless  
steel**

Bar distance: 11 mm




**Perforated gratings,  
galvanised and stainless  
steel**

Hole diameter: 6 mm



RECYFIX® PRO
RECYFIX® PLUS
RECYFIX® STANDARD
Facade Drainage
SLOTTED CHANNELS
RECYFIX® POINT FASERFIX® POINT
RECYFIX® GREEN
LINEFIX
TOP X

## Grating options **DACHFIX STEEL 155**




### **Mesh gratings, galvanised**

Mesh width: 30 x 10 mm



### **Longitudinal gratings, galvanised**



Bar distance: 11 mm



### **Perforated gratings, galvanised and stainless steel**



Hole diameter: 6 mm

## Grating options **DACHFIX STEEL 205**



### **Mesh gratings, galvanised**



Mesh width: 30 x 10 mm



### **Longitudinal gratings, galvanised**



Bar distance: 12 mm

Grating options  
**DACHFIX STEEL 255**



**Mesh gratings, galvanised**

Mesh width: 30 x 10 mm



**Longitudinal gratings, galvanised**

Bar distance: 11 mm

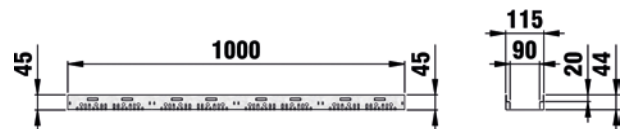
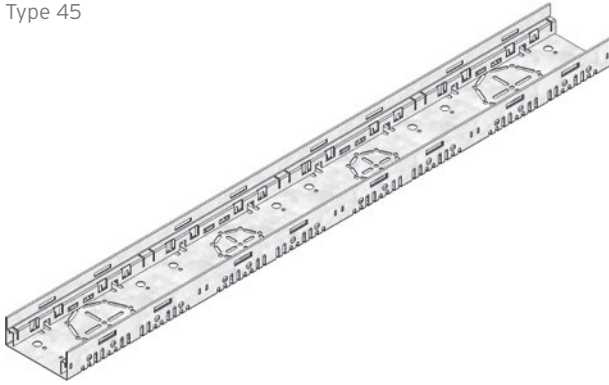
RECYFIX® PRO
RECYFIX® PLUS
RECYFIX® STANDARD
Facade Drainage
SLOTTED CHANNELS
RECYFIX® POINT FASERFIX® POINT
RECYFIX® GREEN
LINEFIX
TOP X

# DACHFIX®STEEL 115

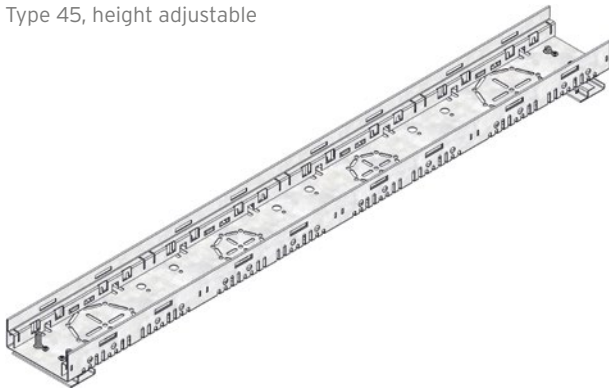
## Channels

### DACHFIX®STEEL 115, height 45 mm

Type 45



Type 45, height adjustable



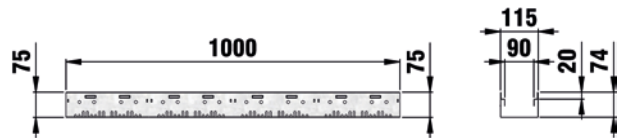
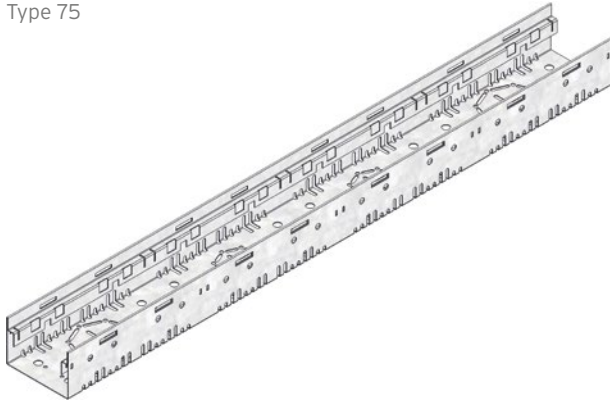
	Length mm	Width mm	Height mm	Internal channel cross-sect. cm <sup>2</sup>	Weight kg	Item-No. galvanised	Item-No. stainless steel
Type 45	1000	115	45	27	2,10	65000	65010
Type 45, height adjustable	1000	115	59 - 74	27	2,40	65003	65013

The quality of stainless steel material corresponds to CNS 1.4301 or CNS 1.4307.

# DACHFIX®STEEL 115

## DACHFIX®STEEL 115, height 75 mm

Type 75



	Length mm	Width mm	Height mm	Internal channel cross-sect. cm <sup>2</sup>	Weight kg	Item-No. galvanised	Item-No. stainless steel
Type 75	1000	115	75	60	2,50	65025	65035
Type 75, height adjustable	1000	115	89 - 124	60	2,90	65028	65038

The quality of stainless steel material corresponds to CNS 1.4301 or CNS 1.4307.

RECYFIX®  
PRO

RECYFIX®  
PLUS

RECYFIX®  
STANDARD

Facade Drainage

SLOTTED  
CHANNELS

RECYFIX® POINT  
FASERFIX® POINT

RECYFIX®  
GREEN

LINEFIX


TOP X

# DACHFIX®STEEL 115

## Channels

### DACHFIX®STEEL 115, height 100 mm

Type 100, galvanised



Type 100, height adjustable



	Length mm	Width mm	Height mm	Internal channel cross-sect. cm <sup>2</sup>	Weight kg	Item-No. galvanised	Item-No. stainless steel
Type 100, galvanised	1000	115	100	87	4,70	65050	-
Type 100, height adjustable	1000	115	114 - 149	87	5,10	65053	65063

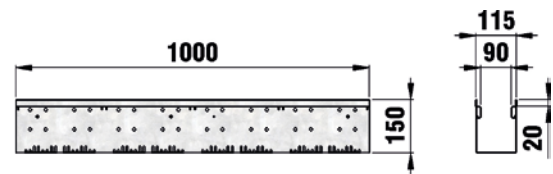
**The quality of stainless steel material corresponds to CNS 1.4301 or CNS 1.4307.**



# DACHFIX®STEEL 115

## DACHFIX®STEEL 115, height 150 mm

Type 150, galvanised



	Length mm	Width mm	Height mm	Internal channel cross-sect. cm <sup>2</sup>	Weight kg	Item-No. galvanised	Item-No. stainless steel
Type 150, galvanised	1000	115	150	142	5,80	65075	-
Type 150, 0,5 m	500	115	150	142	3,00	65080	-
Type 150, height adjustable	1000	115	164 - 199	142	6,30	65078	65088

The quality of stainless steel material corresponds to CNS 1.4301 or CNS 1.4307.

RECYFIX®  
PRO

RECYFIX®  
PLUS

RECYFIX®  
STANDARD

Facade Drainage

SLOTTED  
CHANNELS

RECYFIX® POINT  
FASERFIX® POINT

RECYFIX®  
GREEN

LINEFIX

TOP X


# DACHFIX®STEEL 115

## Gratings

### DACHFIX®STEEL 115



Mesh grating, PP,  
silver, MW 8/21 mm



Longitudinal grating  
SW 12 mm



Longitudinal slot grating  
made of PP, silver

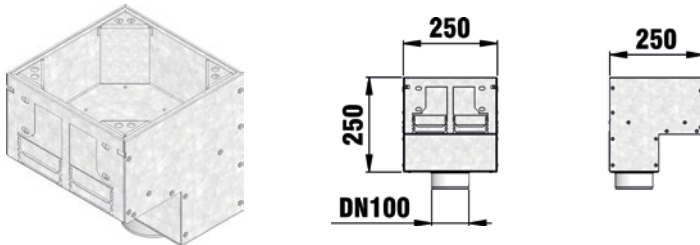
	Length mm	Width mm	Height mm	Intake cross-sect. cm <sup>2</sup> /m	Weight kg	Item-No. galvanised	Item-No. stainless steel
Mesh grating, PP, silver, MW 8/21 mm	500	108	20	509	0,40	69024	-
Mesh grating, PP, black, MW 8/21 mm	500	108	20	509	0,40	69025	-
Longitudinal grating SW 12 mm	1000	108	20	822	3,20	60900	60905
Longitudinal slot grating made of PP, silver	500	108	20	650	0,40	63010	-
Mesh grating MW 30/10 mm	1000	108	20	871	2,30	69020	69022
Slotted grating	1000	108	20	256	1,20	69026	-
Perforated grating	1000	108	20	104	1,80	60950	60955

**The quality of stainless steel material corresponds to CNS 1.4301 or CNS 1.4307.**

# DACHFIX® STEEL 115

## Accessories

### Drain box, base




Drain box for type 100, 150 with paveable cover

	Length mm	Width mm	Height mm	Weight kg	Item-No. galvanised	Item-No. stainless steel
Drain box for type 45,75	250	250	250	2,50	65500	65510
Drain box for type 100,150	250	250	250	2,60	65503	65513
Drain box for type 100, 150 with paveable cover	250	250	250	6,10	65505	65515

The quality of stainless steel material corresponds to CNS 1.4301 or CNS 1.4307.

### Drain box, grating



Slotted grating

Mesh grating,  
MW 30/10 mm

	Length mm	Width mm	Height mm	Intake cross-sect. cm <sup>2</sup> /m	Weight kg	Item-No. galvanised	Item-No. stainless steel
Slotted grating	242	242	20	116	1,10	60524	60534
Mesh grating, MW 30/10 mm	242	242	20	1704	1,20	60521	60531

The quality of stainless steel material corresponds to CNS 1.4301 or CNS 1.4307.

RECYFIX®  
PRO

RECYFIX®  
PLUS

RECYFIX®  
STANDARD

Facade Drainage

SLOTTED  
CHANNELS

RECYFIX® POINT  
FASERFIX® POINT

RECYFIX®  
GREEN

LINEFIX

TOP X

# DACHFIX®STEEL 115

## Accessories

### End caps



End cap type 45,  
closed



End cap type 100,  
closed




End cap type 150,  
closed

	Length mm	Width mm	Height mm	Weight kg	Item-No. galvanised	Item-No. stainless steel
End cap type 45, closed	-	-	-	0,10	65019	65020
End cap type 75, closed	-	-	-	0,10	65044	65045
End cap type 100, closed	-	-	-	0,10	65069	-
End cap type 150, closed	-	-	-	0,20	65094	-

**The quality of stainless steel material corresponds to CNS 1.4301 or CNS 1.4307.**

# DACHFIX®STEEL 115

## Further accessories



Height adjusting set  
DACHFIX STEEL 115, type 45  
(2 pieces per metre required)



Cross-intersection channel



Connector galvanised/  
stainless steel for  
DACHFIX STEEL 115



Screw socket DN/OD 75,  
grey



Screw socket DN/OD 100,  
grey

	Length mm	Width mm	Height mm	Weight kg	Item-No. galvanised	Item-No. stainless steel
Height adjusting set DACHFIX STEEL 115, type 45 (2 pieces per metre required)	45	108	36	0,20	65550	65551
Height adjusting set DACHFIX STEEL 115, type 75,100,150 (2 pieces per metre required)	45	108	56	0,20	65570	65571
Cross-intersection channel	1000	70	30	0,70	60800	60801
Connector galvanised/stainless steel for DACHFIX STEEL 115	-	-	-	0,10	61075	61275
Locking handle set with bolt for mesh grating galvanised/ stainless steel (2 sets per metre required)	-	-	-	0,10	65592	65593
Locking handle set with bolt for perforated grating and slotted grating (2 sets per metre required)	-	-	-	0,10	65595	65596
Locking handle set with bolt for longitudinal grating galvanised/ stainless steel (2 sets per metre required)	-	-	-	0,10	65598	65599
Locking handle set with bolt for mesh grating and longitudinal grating made of PP (2 sets per metre required)	-	-	-	0,10	69143	-
Screw socket DN/OD 75, grey	-	-	50	0,00	1187	-
Screw socket DN/OD 100, grey	-	-	-	0,10	1185	-
Adaptor for DN/OD 75 to PVC-U pipe DN/OD 110	-	-	-	0,10	1193	-
Adaptor for screw socket (without sealing ring) DN/OD 100 to PVC-U pipe DN/OD 110	-	-	-	0,10	1192	-
Leaf trap for screw socket DN/OD 75, grey	-	-	-	0,00	1188	-
Leaf trap for screw socket DN/OD 100, grey	-	-	-	0,00	1190	-


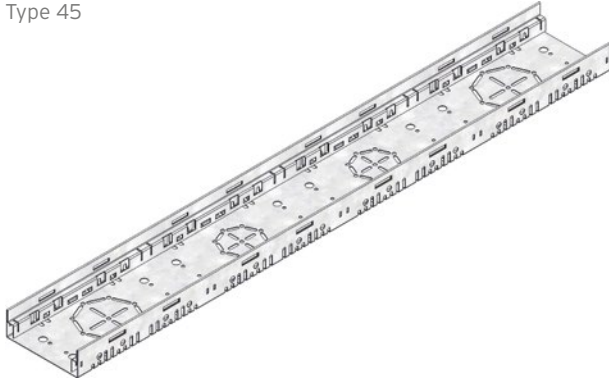
**The quality of stainless steel material corresponds to CNS 1.4301 or CNS 1.4307.**

# DACHFIX®STEEL 135

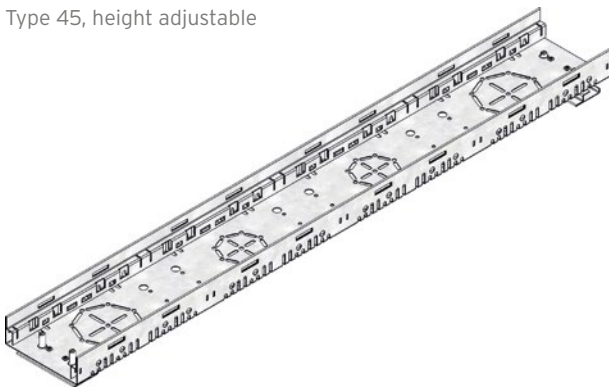
## Channels

### DACHFIX®STEEL 135, height 45 mm

Type 45



Type 45, height adjustable



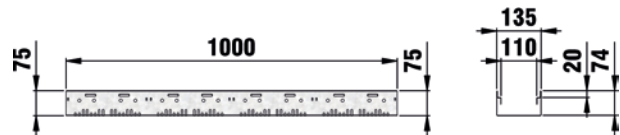
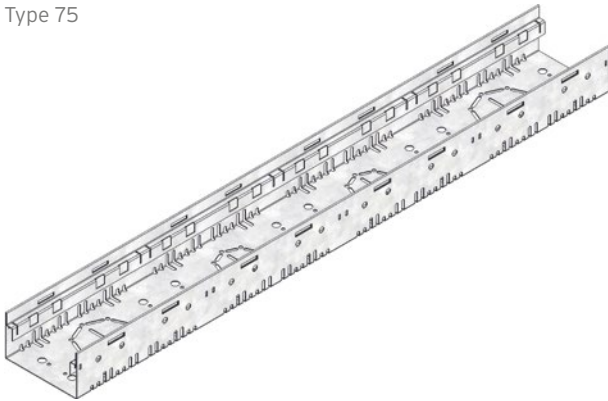
	Length mm	Width mm	Height mm	Internal channel cross-sect. cm <sup>2</sup>	Weight kg	Item-No. galvanised	Item-No. stainless steel
Type 45	1000	135	45	32	2,20	65100	65110
Type 45, height adjustable	1000	135	59 - 74	32	2,50	65103	65113

The quality of stainless steel material corresponds to CNS 1.4301 or CNS 1.4307.

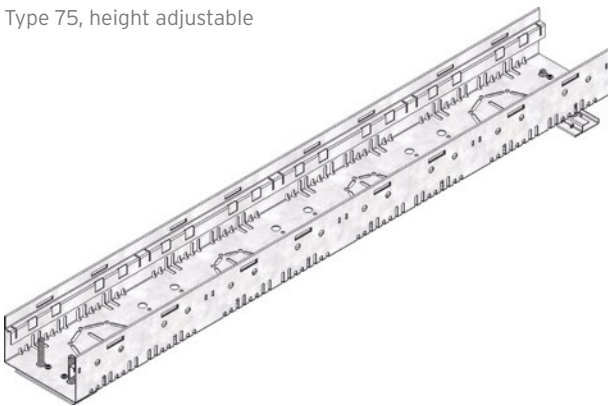
# DACHFIX®STEEL 135

## DACHFIX®STEEL 135, height 75 mm

Type 75



Type 75, height adjustable



	Length mm	Width mm	Height mm	Internal channel cross-sect. cm <sup>2</sup>	Weight kg	Item-No. galvanised	Item-No. stainless steel
Type 75	1000	135	75	71	2,70	65125	65135
Type 75, height adjustable	1000	135	89 - 124	71	3,10	65128	65138

The quality of stainless steel material corresponds to CNS 1.4301 or CNS 1.4307.

RECYFIX®  
PRO

RECYFIX®  
PLUS

RECYFIX®  
STANDARD

Facade Drainage

SLOTTED  
CHANNELS

RECYFIX® POINT  
FASERFIX® POINT

RECYFIX®  
GREEN

LINEFIX

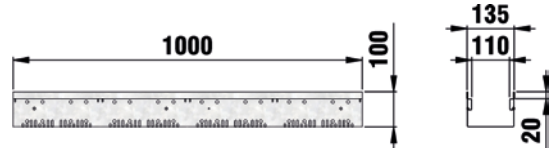
TOP X

# DACHFIX®STEEL 135

## Channels

### DACHFIX®STEEL 135, height 100 mm

Type 100, galvanised



	Length mm	Width mm	Height mm	Internal channel cross-sect. cm <sup>2</sup>	Weight kg	Item-No. galvanised	Item-No. stainless steel
Type 100, galvanised	1000	135	100	103	5,00	65150	-
Type 100, height adjustable	1000	135	114 - 149	103	5,30	65153	65163

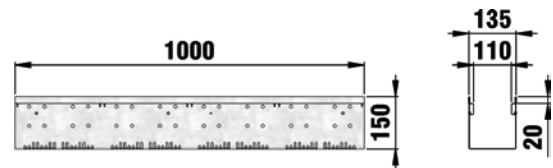
**The quality of stainless steel material corresponds to CNS 1.4301 or CNS 1.4307.**




# DACHFIX®STEEL 135

## DACHFIX®STEEL 135, height 150 mm

Type 150, galvanised



Type 150, height adjustable



	Length mm	Width mm	Height mm	Internal channel cross-sect. cm <sup>2</sup>	Weight kg	Item-No. galvanised	Item-No. stainless steel
Type 150, galvanised	1000	135	150	169	6,00	65175	-
Type 150, height adjustable	1000	135	164 - 199	169	6,50	65178	65188

The quality of stainless steel material corresponds to CNS 1.4301 or CNS 1.4307.

RECYFIX®  
PRO

RECYFIX®  
PLUS

RECYFIX®  
STANDARD

Facade Drainage

SLOTTED  
CHANNELS

RECYFIX® POINT  
FASERFIX® POINT

RECYFIX®  
GREEN


LINEFIX

TOP X


# DACHFIX®STEEL 135

## Gratings


### DACHFIX®STEEL 135



Longitudinal grating  
SW 11 mm



Mesh grating  
MW 30/10 mm



Perforated grating

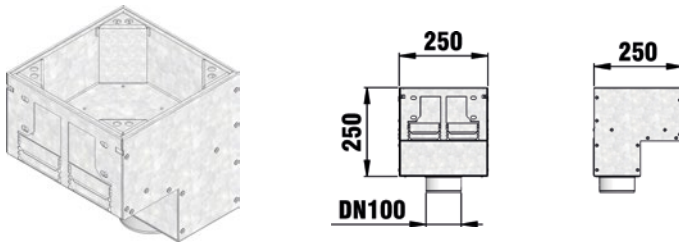
	Length mm	Width mm	Height mm	Intake cross-sect. cm <sup>2</sup> /m	Weight kg	Item-No. galvanised	Item-No. stainless steel
Longitudinal grating SW 11 mm	1000	129	20	958	4,10	69047	69057
Mesh grating MW 30/10 mm	1000	129	20	1055	2,30	69001	69011
Perforated grating	1000	129	20	120	2,00	69035	69041

**The quality of stainless steel material corresponds to CNS 1.4301 or CNS 1.4307.**

# DACHFIX® STEEL 135

## Accessories

### Drain box, base




Drain box for type 100, 150 with paveable cover

	Length mm	Width mm	Height mm	Weight kg	Item-No. galvanised	Item-No. stainless steel
Drain box for type 45,75	250	250	250	2,50	65500	65510
Drain box for type 100,150	250	250	250	2,60	65503	65513
Drain box for type 100, 150 with paveable cover	250	250	250	6,10	65505	65515

The quality of stainless steel material corresponds to CNS 1.4301 or CNS 1.4307.

### Drain box, grating



Slotted grating

Mesh grating,  
MW 30/10 mm

	Length mm	Width mm	Height mm	Intake cross-sect. cm <sup>2</sup> /m	Weight kg	Item-No. galvanised	Item-No. stainless steel
Slotted grating	242	242	20	116	1,10	60524	60534
Mesh grating, MW 30/10 mm	242	242	20	1704	1,20	60521	60531

The quality of stainless steel material corresponds to CNS 1.4301 or CNS 1.4307.

RECYFIX®  
PRO

RECYFIX®  
PLUS

RECYFIX®  
STANDARD

Facade Drainage

SLOTTED  
CHANNELS

RECYFIX® POINT  
FASERFIX® POINT

RECYFIX®  
GREEN

LINEFIX

TOP X

# DACHFIX®STEEL 135

## Accessories

### End caps



End cap type 75,  
closed




End cap type 150,  
closed

	Length mm	Width mm	Height mm	Weight kg	Item-No. galvanised	Item-No. stainless steel
End cap type 45, closed	-	-	-	0,10	65119	65120
End cap type 75, closed	-	-	-	0,10	65144	65145
End cap type 100, closed	-	-	-	0,10	65169	-
End cap type 150, closed	-	-	-	0,20	65194	-

**The quality of stainless steel material corresponds to CNS 1.4301 or CNS 1.4307.**

# DACHFIX®STEEL 135

## Further accessories




Height adjusting set  
DACHFIX STEEL 135, type 45  
(2 pieces per metre required)



Cross-intersection channel



Screw socket DN/OD 75,  
grey



Screw socket DN/OD 100,  
grey

	Length mm	Width mm	Height mm	Weight kg	Item-No. galvanised	Item-No. stainless steel
Height adjusting set DACHFIX STEEL 135, type 45 (2 pieces per metre required)	45	108	36	0,20	65553	65554
Height adjusting set DACHFIX STEEL 135, type 75,100,150 (2 pieces per metre required)	45	108	56	0,20	65573	65574
Cross-intersection channel	1000	70	30	0,70	60800	60801
Connector galvanised / stainless steel for DACHFIX STEEL135	-	-	-	0,10	65585	65586
Locking handle set with bolt for mesh grating (2 sets per metre required)	-	-	-	0,10	69100	69104
Locking handle set with bolt for perforated grating (2 sets per metre required)	-	-	-	0,10	69108	69112
Locking handle set with bolt for longitudinal grating (2 sets per metre required)	-	-	-	0,10	69116	69120
Screw socket DN/OD 75, grey	-	-	50	0,00	1187	-
Screw socket DN/OD 100, grey	-	-	-	0,10	1185	-
Adaptor for DN/OD 75 to PVC-U pipe DN/OD 110	-	-	-	0,10	1193	-
Adaptor for screw socket (without sealing ring) DN/OD 100 to PVC-U pipe DN/OD 110	-	-	-	0,10	1192	-
Leaf trap for screw socket DN/OD 75, grey	-	-	-	0,00	1188	-
Leaf trap for screw socket DN/OD 100, grey	-	-	-	0,00	1190	-


**The quality of stainless steel material corresponds to CNS 1.4301 or CNS 1.4307.**

# DACHFIX®STEEL 155

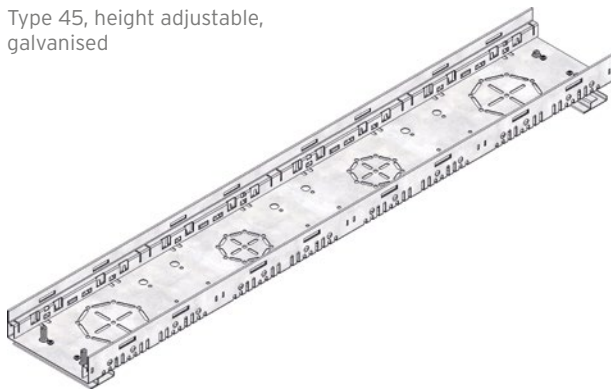
## Channels

### DACHFIX®STEEL 155, height 45 mm

Type 45, galvanised



Type 45, height adjustable, galvanised



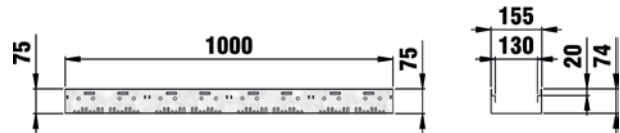
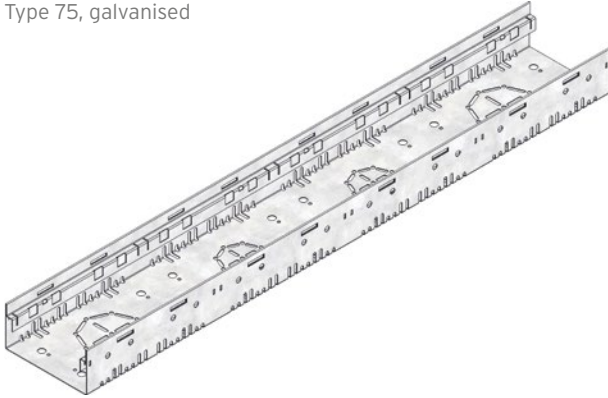
	Length mm	Width mm	Height mm	Internal channel cross-sect. cm <sup>2</sup>	Weight kg	Item-No. galvanised	Item-No. stainless steel
Type 45, galvanised	1000	155	45	37	2,40	65200	65210
Type 45, height adjustable, galvanised	1000	155	59 - 74	37	2,80	65203	-

The quality of stainless steel material corresponds to CNS 1.4301 or CNS 1.4307.

# DACHFIX®STEEL 155

## DACHFIX®STEEL 155, height 75 mm

Type 75, galvanised



Type 75, height adjustable, galvanised



	Length mm	Width mm	Height mm	Internal channel cross-sect. cm <sup>2</sup>	Weight kg	Item-No. galvanised	Item-No. stainless steel
Type 75, galvanised	1000	155	75	83	2,90	65225	65235
Type 75, height adjustable, galvanised	1000	155	89 - 124	83	3,30	65228	-

The quality of stainless steel material corresponds to CNS 1.4301 or CNS 1.4307.

RECYFIX®  
PRO

RECYFIX®  
PLUS

RECYFIX®  
STANDARD

Facade Drainage

SLOTTED  
CHANNELS

RECYFIX® POINT  
FASERFIX® POINT

RECYFIX®  
GREEN

LINEFIX

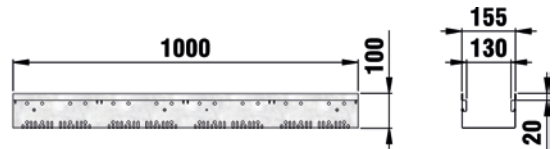
TOP X

# DACHFIX®STEEL 155

## Channels

### DACHFIX®STEEL 155, height 100 mm

Type 100, galvanised



Type 100, height adjustable, galvanised



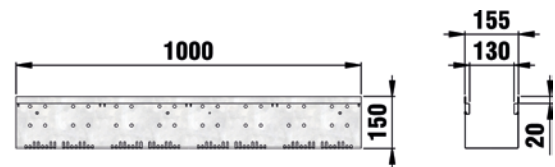
	Length mm	Width mm	Height mm	Internal channel cross-sect. cm <sup>2</sup>	Weight kg	Item No.
Type 100, galvanised	1000	155	100	120	5,10	65250
Type 100, height adjustable, galvanised	1000	155	114 - 149	120	5,60	65253



# DACHFIX®STEEL 155

## DACHFIX®STEEL 155, height 150 mm

Type 150, galvanised



	Length mm	Width mm	Height mm	Internal channel cross-sect. cm <sup>2</sup>	Weight kg	Item No.
Type 150, galvanised	1000	155	150	196	6,30	65275
Type 150, height adjustable, galvanised	1000	155	164 - 199	196	6,70	65278

RECYFIX®  
PRO

RECYFIX®  
PLUS

RECYFIX®  
STANDARD

Facade Drainage

SLOTTED  
CHANNELS

RECYFIX® POINT  
FASERFIX® POINT

RECYFIX®  
GREEN

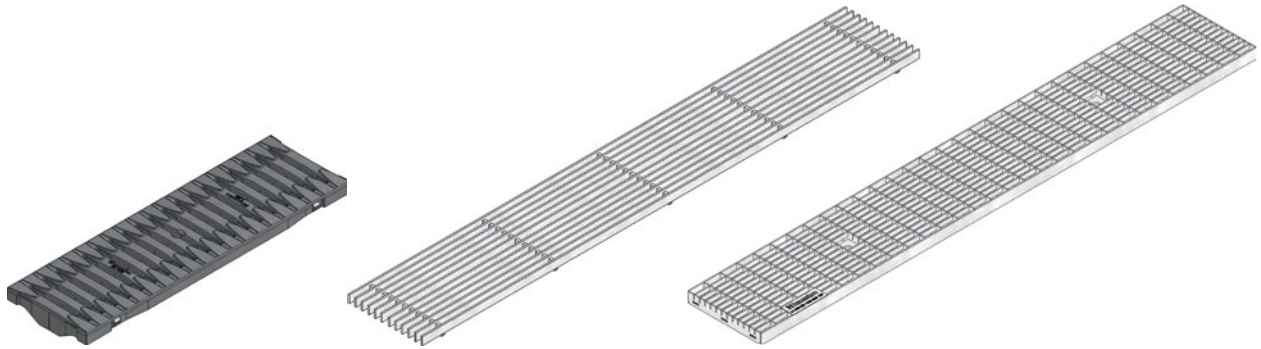
LINEFIX

TOP X

# DACHFIX®STEEL 155

## Gratings

### DACHFIX®STEEL 155



FIBRETEC design  
slotted grating  
SW 9 mm, black

Longitudinal grating  
SW 10 mm, 1,0 m

Mesh grating  
MW 30/10 mm

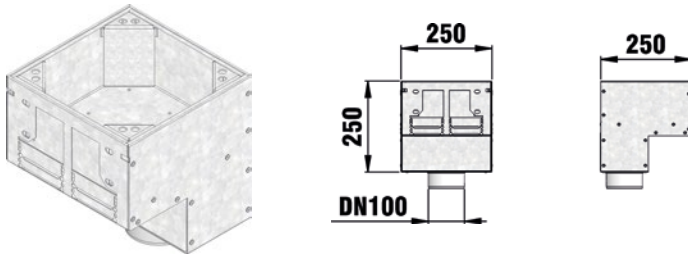
	Length mm	Width mm	Height mm	Intake cross-sect. cm <sup>2</sup> /m	Weight kg	Item-No. galvanised	Item-No. stainless steel
FIBRETEC design slotted grating SW 9 mm, black	500	149	20	-	1,10	69067	-
Longitudinal grating SW 10 mm, 1,0 m	1000	149	20	1099	4,90	69048	69058
Mesh grating MW 30/10 mm	1000	149	20	1099	3,80	69002	69012
Perforated grating	1000	149	20	99	5,20	69036	69042
Perforated grating	500	149	20	99	2,60	69039	-
Perforated grating	500	149	20	99	2,70	-	69045

**The quality of stainless steel material corresponds to CNS 1.4301 or CNS 1.4307.**

# DACHFIX® STEEL 155

## Accessories

### Drain box, base




Drain box for type 100, 150 with paveable cover

	Length mm	Width mm	Height mm	Weight kg	Item-No. galvanised	Item-No. stainless steel
Drain box for type 45,75	250	250	250	2,50	65500	65510
Drain box for type 100,150	250	250	250	2,60	65503	65513
Drain box for type 100, 150 with paveable cover	250	250	250	6,10	65505	65515

The quality of stainless steel material corresponds to CNS 1.4301 or CNS 1.4307.

### Drain box, grating



Slotted grating

Mesh grating,  
MW 30/10 mm

	Length mm	Width mm	Height mm	Intake cross-sect. cm <sup>2</sup> /m	Weight kg	Item-No. galvanised	Item-No. stainless steel
Slotted grating	242	242	20	116	1,10	60524	60534
Mesh grating, MW 30/10 mm	242	242	20	1704	1,20	60521	60531

The quality of stainless steel material corresponds to CNS 1.4301 or CNS 1.4307.

RECYFIX®  
PRO

RECYFIX®  
PLUS

RECYFIX®  
STANDARD

Facade Drainage

SLOTTED  
CHANNELS

RECYFIX® POINT  
FASERFIX® POINT

RECYFIX®  
GREEN

LINEFIX

TOP X

# DACHFIX®STEEL 155

## Accessories

### End caps



End cap type 45,  
closed, galvanised



End cap type 100,  
closed, galvanised




End cap type 150,  
closed, galvanised

	Length mm	Width mm	Height mm	Weight kg	Item-No. galvanised	Item-No. stainless steel
End cap type 45, closed, galvanised	-	-	-	0,10	65219	65220
End cap type 75, closed, galvanised	-	-	-	0,10	65244	65245
End cap type 100, closed, galvanised	-	-	-	0,20	65269	-
End cap type 150, closed, galvanised	-	-	-	0,20	65294	-


**The quality of stainless steel material corresponds to CNS 1.4301 or CNS 1.4307.**

# DACHFIX®STEEL 155

## Further accessories



Height adjusting set  
DACHFIX STEEL 155,  
type 45, galvanised  
(2 pieces per metre required)



Height adjusting set  
DACHFIX STEEL 155,  
type 75, 100, 150 galvanised  
(2 pieces per metre required)



Cross-intersection channel



Screw socket DN/OD 75,  
grey



Screw socket DN/OD 100,  
grey

	Length mm	Width mm	Height mm	Weight kg	Item No.
Height adjusting set DACHFIX STEEL 155, type 45, galvanised (2 pieces per metre required)	45	148	36	0,20	65556
Height adjusting set DACHFIX STEEL 155, type 75, 100, 150 galvanised (2 pieces per metre required)	45	148	56	0,20	65576
Cross-intersection channel	1000	70	30	0,70	60800
Connector galvanised / stainless steel for DACHFIX STEEL155	-	-	-	0,10	65587
Locking handle set with bolt for mesh grating, galvanised (2 sets per metre required)	-	-	-	0,10	69101
Locking handle set with bolt for longitudinal grating, galvanised (2 sets per metre required)	-	-	-	0,10	69117
Screw socket DN/OD 75, grey	-	-	50	0,00	1187
Screw socket DN/OD 100, grey	-	-	-	0,10	1185
Adaptor for DN/OD 75 to PVC-U pipe DN/OD 110	-	-	-	0,10	1193
Adaptor for screw socket (without sealing ring) DN/OD 100 to PVC-U pipe DN/OD 110	-	-	-	0,10	1192
Leaf trap for screw socket DN/OD 75, grey	-	-	-	0,00	1188
Leaf trap for screw socket DN/OD 100, grey	-	-	-	0,00	1190



**The quality of stainless steel material corresponds to CNS 1.4301 or CNS 1.4307.**

# DACHFIX®STEEL 205

## Channels

### DACHFIX®STEEL 205, height 45 mm

Type 45, galvanised

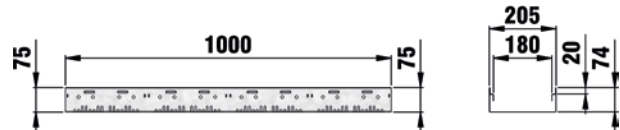
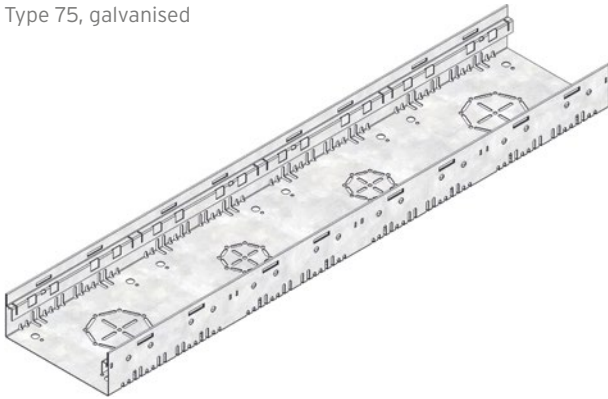


	Length mm	Width mm	Height mm	Internal channel cross-sect. cm <sup>2</sup>	Weight kg	Item No.
Type 45, galvanised	1000	205	45	49	2,80	65300
Type 45, height adjustable, galvanised	1000	205	59 - 74	49	3,30	65303

# DACHFIX®STEEL 205

## DACHFIX®STEEL 205, height 75 mm

Type 75, galvanised



	Length mm	Width mm	Height mm	Internal channel cross-sect. cm <sup>2</sup>	Weight kg	Item No.
Type 75, galvanised	1000	205	75	110	3,20	65325
Type 75, height adjustable, galvanised	1000	205	89 - 124	110	3,80	65328

RECYFIX®  
PRO

RECYFIX®  
PLUS

RECYFIX®  
STANDARD

Facade Drainage

SLOTTED  
CHANNELS

RECYFIX® POINT  
FASERFIX® POINT

RECYFIX®  
GREEN

LINEFIX

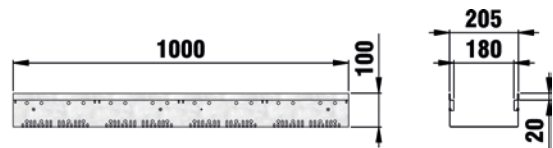
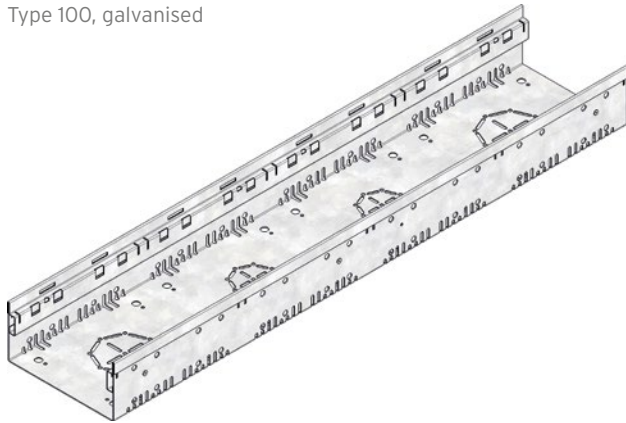
TOP X

# DACHFIX®STEEL 205

## Channels

### DACHFIX®STEEL 205, height 100 mm

Type 100, galvanised



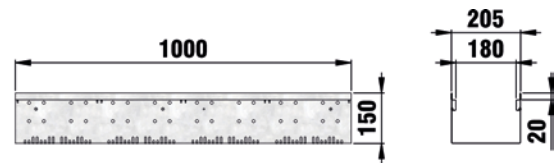
	Length mm	Width mm	Height mm	Internal channel cross-sect. cm <sup>2</sup>	Weight kg	Item No.
Type 100, galvanised	1000	205	100	159	5,80	65350
Type 100, height adjustable, galvanised	1000	205	114 - 149	159	6,30	65353



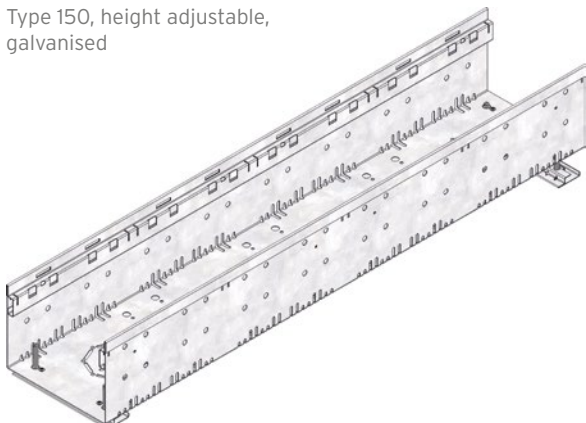
# DACHFIX®STEEL 205

## DACHFIX®STEEL 205, height 150 mm

Type 150, galvanised



Type 150, height adjustable, galvanised



	Length mm	Width mm	Height mm	Internal channel cross-sect. cm <sup>2</sup>	Weight kg	Item No.
--	--------------	-------------	--------------	---	--------------	-------------

Type 150, galvanised	1000	205	150	260	6,90	65375
Type 150, height adjustable, galvanised	1000	205	164 - 199	260	7,40	65378

RECYFIX®  
PRO

RECYFIX®  
PLUS

RECYFIX®  
STANDARD

Facade Drainage

SLOTTED  
CHANNELS

RECYFIX® POINT  
FASERFIX® POINT

RECYFIX®  
GREEN


LINEFIX

TOP X

# DACHFIX®STEEL 205

## Gratings

### DACHFIX®STEEL 205



Longitudinal grating  
SW 12 mm, galvanised

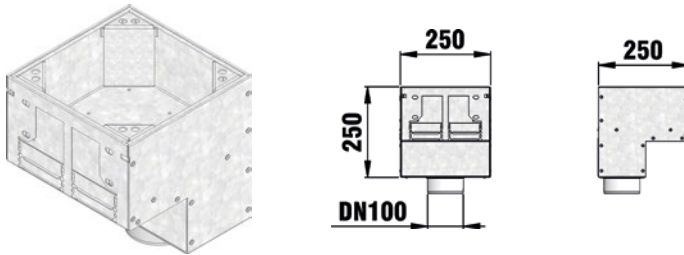
Mesh grating  
MW 30/10 mm,  
galvanised

	Length mm	Width mm	Height mm	Intake cross-sect. cm <sup>2</sup> /m	Weight kg	Item No.
Longitudinal grating SW 12 mm, galvanised	1000	199	20	1528	5,80	69049
Mesh grating MW 30/10 mm, galvanised	1000	199	20	1490	5,30	69003

# DACHFIX® STEEL 205

## Accessories

### Drain box, base




Drain box for type 100, 150 with paveable cover

	Length mm	Width mm	Height mm	Weight kg	Item-No. galvanised	Item-No. stainless steel
Drain box for type 45,75	250	250	250	2,50	65500	65510
Drain box for type 100,150	250	250	250	2,60	65503	65513
Drain box for type 100, 150 with paveable cover	250	250	250	6,10	65505	65515

The quality of stainless steel material corresponds to CNS 1.4301 or CNS 1.4307.

### Drain box, grating



Slotted grating

Mesh grating,  
MW 30/10 mm

	Length mm	Width mm	Height mm	Intake cross-sect. cm <sup>2</sup> /m	Weight kg	Item-No. galvanised	Item-No. stainless steel
Slotted grating	242	242	20	116	1,10	60524	60534
Mesh grating, MW 30/10 mm	242	242	20	1704	1,20	60521	60531

The quality of stainless steel material corresponds to CNS 1.4301 or CNS 1.4307.

RECYFIX®  
PRO

RECYFIX®  
PLUS

RECYFIX®  
STANDARD

Facade Drainage

SLOTTED  
CHANNELS

RECYFIX® POINT  
FASERFIX® POINT

RECYFIX®  
GREEN

LINEFIX

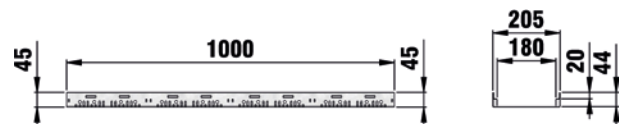

TOP X

# DACHFIX®STEEL 255

## Channels

### DACHFIX®STEEL 205, height 45 mm

Type 45, galvanised

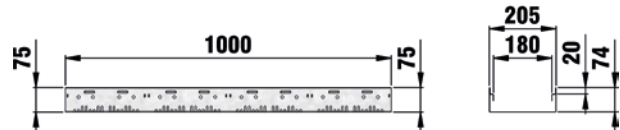
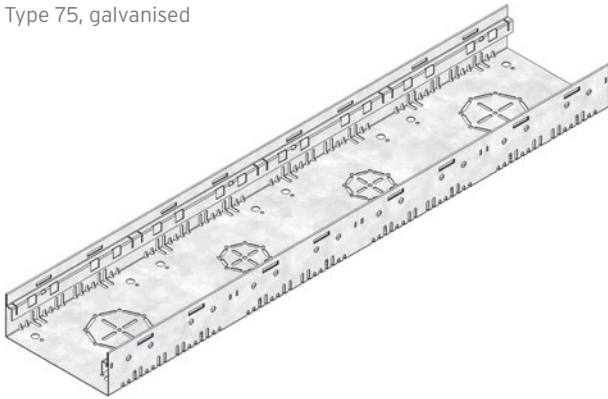


	Length mm	Width mm	Height mm	Internal channel cross-sect. cm <sup>2</sup>	Weight kg	Item No.
Type 45, galvanised	1000	205	45	49	2,80	65300
Type 45, height adjustable, galvanised	1000	205	59 - 74	49	3,30	65303

# DACHFIX®STEEL 255

## DACHFIX®STEEL 205, height 75 mm

Type 75, galvanised



	Length mm	Width mm	Height mm	Internal channel cross-sect. cm <sup>2</sup>	Weight kg	Item No.
--	--------------	-------------	--------------	---	--------------	-------------

Type 75, galvanised	1000	205	75	110	3,20	65325
Type 75, height adjustable, galvanised	1000	205	89 - 124	110	3,80	65328

RECYFIX®  
PRO

RECYFIX®  
PLUS

RECYFIX®  
STANDARD

Facade Drainage

SLOTTED  
CHANNELS

RECYFIX® POINT  
FASERFIX® POINT

RECYFIX®  
GREEN

LINEFIX

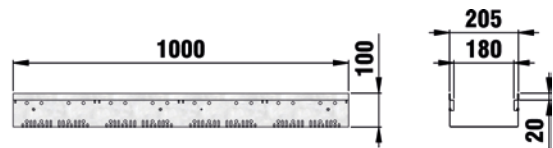
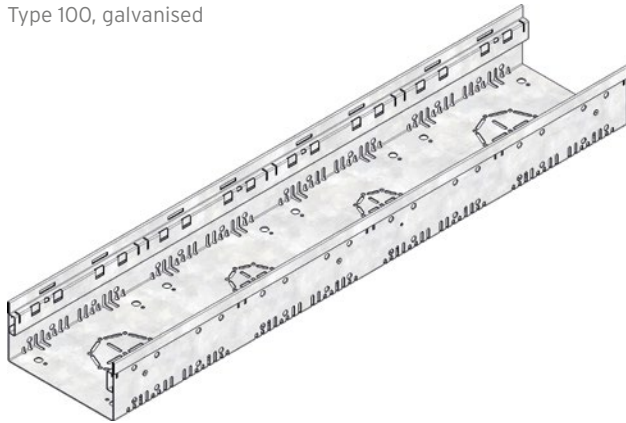
TOP X

# DACHFIX®STEEL 255

## Channels

### DACHFIX®STEEL 205, height 100 mm

Type 100, galvanised



	Length mm	Width mm	Height mm	Internal channel cross-sect. cm <sup>2</sup>	Weight kg	Item No.
Type 100, galvanised	1000	205	100	159	5,80	65350
Type 100, height adjustable, galvanised	1000	205	114 - 149	159	6,30	65353

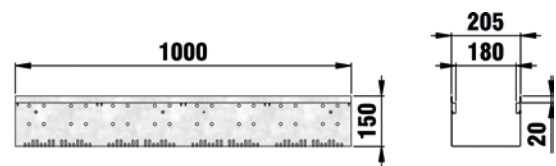
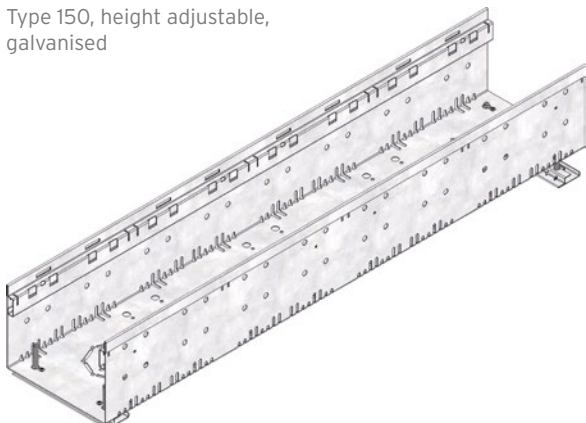
# DACHFIX®STEEL 255

## DACHFIX®STEEL 205, height 150 mm

Type 150, galvanised



Type 150, height adjustable, galvanised



	Length mm	Width mm	Height mm	Internal channel cross-sect. cm <sup>2</sup>	Weight kg	Item No.
Type 150, galvanised	1000	205	150	260	6,90	65375
Type 150, height adjustable, galvanised	1000	205	164 - 199	260	7,40	65378

RECYFIX®  
PRO

RECYFIX®  
PLUS

RECYFIX®  
STANDARD

Facade Drainage

SLOTTED  
CHANNELS

RECYFIX® POINT  
FASERFIX® POINT

RECYFIX®  
GREEN


LINEFIX

TOP X

# DACHFIX®STEEL 255

## Gratings

### DACHFIX®STEEL 205



Longitudinal grating  
SW 12 mm, galvanised

Mesh grating  
MW 30/10 mm,  
galvanised

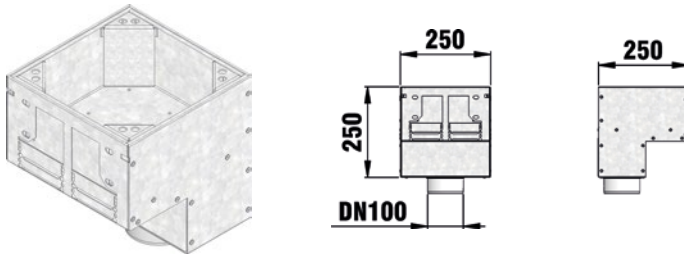
	Length mm	Width mm	Height mm	Intake cross-sect. cm <sup>2</sup> /m	Weight kg	Item No.
Longitudinal grating SW 12 mm, galvanised	1000	199	20	1528	5,80	69049
Mesh grating MW 30/10 mm, galvanised	1000	199	20	1490	5,30	69003



# DACHFIX® STEEL 255

## Accessories

### Drain box, base




Drain box for type 100, 150 with paveable cover

	Length mm	Width mm	Height mm	Weight kg	Item-No. galvanised	Item-No. stainless steel
Drain box for type 45,75	250	250	250	2,50	65500	65510
Drain box for type 100,150	250	250	250	2,60	65503	65513
Drain box for type 100, 150 with paveable cover	250	250	250	6,10	65505	65515

The quality of stainless steel material corresponds to CNS 1.4301 or CNS 1.4307.

### Drain box, grating



Slotted grating

Mesh grating,  
MW 30/10 mm

	Length mm	Width mm	Height mm	Intake cross-sect. cm <sup>2</sup> /m	Weight kg	Item-No. galvanised	Item-No. stainless steel
Slotted grating	242	242	20	116	1,10	60524	60534
Mesh grating, MW 30/10 mm	242	242	20	1704	1,20	60521	60531

The quality of stainless steel material corresponds to CNS 1.4301 or CNS 1.4307.

RECYFIX®  
PRO

RECYFIX®  
PLUS

RECYFIX®  
STANDARD

Facade Drainage

SLOTTED  
CHANNELS

RECYFIX® POINT  
FASERFIX® POINT

RECYFIX®  
GREEN

LINEFIX

TOP X

# DACHFIX®STEEL 255

## Accessories

### End caps



End cap type 45,  
closed, galvanised



End cap type 75,  
closed, galvanised



End cap type 150,  
closed, galvanised

	Length mm	Width mm	Height mm	Weight kg	Item No.
End cap type 45, closed, galvanised	-	-	-	0,10	65319
End cap type 75, closed, galvanised	-	-	-	0,20	65344
End cap type 100, closed, galvanised	-	-	-	0,20	65369
End cap type 150, closed, galvanised	-	-	-	0,30	65394

# DACHFIX® STEEL 255

## Further accessories



Height adjusting set  
DACHFIX STEEL 205,  
type 45, galvanised  
(2 pieces per metre required)



Cross-intersection channel



Screw socket DN/OD 75,  
grey



Screw socket DN/OD 100,  
grey

	Length mm	Width mm	Height mm	Weight kg	Item No.
Height adjusting set DACHFIX STEEL 205, type 45, galvanised (2 pieces per metre required)	45	198	36	0,30	65559
Height adjusting set DACHFIX STEEL 205, type 75,100,150, galvanised (2 pieces per metre required)	45	198	56	0,30	65579
Cross-intersection channel	1000	70	30	0,70	60800
Connector galvanised / stainless steel for DACHFIX STEEL 205	-	-	-	0,10	65589
Locking handle set with bolt for mesh grating, galvanised (2 sets per metre required)	-	-	-	0,10	69102
Locking handle set with bolt for longitudinal grating, galvanised (2 sets per metre required)	-	-	-	0,10	69118
Screw socket DN/OD 75, grey	-	-	50	0,00	1187
Screw socket DN/OD 100, grey	-	-	-	0,10	1185
Adaptor for DN/OD 75 to PVC-U pipe DN/OD 110	-	-	-	0,10	1193
Adaptor for screw socket (without sealing ring) DN/OD 100 to PVC-U pipe DN/OD 110	-	-	-	0,10	1192
Leaf trap for screw socket DN/OD 75, grey	-	-	-	0,00	1188
Leaf trap for screw socket DN/OD 100, grey	-	-	-	0,00	1190

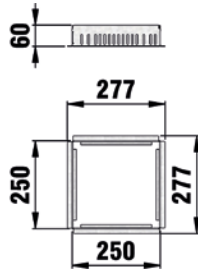
**The quality of stainless steel material corresponds to CNS 1.4301 or CNS 1.4307.**

# DACHFIX®POINT

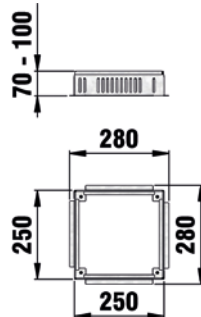
## DACHFIX®POINT Type 25 x 25



Gully extension type 25 x 25 with slotted grating, height 60 mm, galvanised



Gully extension type 25 x 25 with slotted grating, height adjustable, galvanised



	Length mm	Width mm	Height mm	Weight kg	Item No.
Gully extension type 25 x 25 with slotted grating, height 60 mm, galvanised	250	250	60	1,70	60620
Gully extension type 25 x 25 with mesh grating, MW 30/10 mm, height 60 mm, galvanised	250	250	60	1,40	60610
Gully extension type 25 x 25 with slotted grating, height adjustable, galvanised	250	250	70 - 100	4,30	60542
Gully extension type 25 x 25 with mesh grating, MW 30/10 mm, height adjustable, galvanised	250	250	70 - 100	4,00	60541

**DACHFIX POINT gullies are walkable and wheelchair passable.**


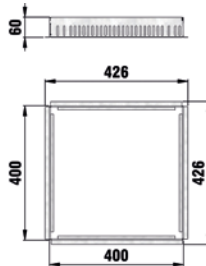
**All DACHFIX POINT are also available as tailor-made solutions in stainless steel CNS 1.4301, but with longer delivery times.**

# DACHFIX®POINT

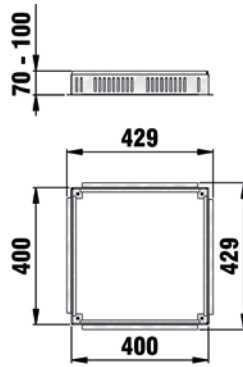
## DACHFIX®POINT Type 40 x 40



Gully extension type 40 x 40 with mesh grating, MW 30/10 mm, height 60 mm, galvanised



Gully extension type 40 x 40 with mesh grating, MW 30/10 mm, height adjustable, galvanised



	Length mm	Width mm	Height mm	Weight kg	Item No.
Gully extension type 40 x 40 with mesh grating, MW 30/10 mm, height 60 mm, galvanised	400	400	60	5,70	60640
Gully extension type 40 x 40 with mesh grating, MW 30/10 mm, height adjustable, galvanised	400	400	70 - 100	7,20	60591

**DACHFIX POINT gullies are walkable and wheelchair passable.**

**All DACHFIX POINT are also available as tailor-made solutions in stainless steel CNS 1.4301, but with longer delivery times.**

RECYFIX®  
PRO

RECYFIX®  
PLUS

RECYFIX®  
STANDARD

Facade Drainage

SLOTTED  
CHANNELS

RECYFIX® POINT  
FASERFIX® POINT

RECYFIX®  
GREEN

LINEFIX

TOP X

# SLOTTED CHANNELS **NEW**

SLOTTED CHANNELS for design-sensitive applications.



**Killesberghöhe in Stuttgart,  
Germany**



# SLOTTED CHANNELS

SLOTTED CHANNELS for design-sensitive applications.

## 1 Requirements

For the drainage of areas with architectural demands

- the surface drainage has to be discreetly hidden
- processing of all standard surface layers and stone slabs should be possible
- the surface water needs to be drained reliably

## 2 Application areas

- for areas and facades with high optical demands
- especially in public and commercial areas

## 3 Solutions

Therefore SLOTTED CHANNELS are suitable for the drainage of areas with architectural demands:

- only with the visible slot (narrow line) on the surface the clear elegance and significance is reached
- for all common surface layers and even asphalt
- allows to design a project in an uniform design
- functional requirements are completely met
- easy access to channel run through access cover
- slotted gratings made of galvanised or stainless steel



Shopping center Atoll Angers Beaucouzé, France



Office building in Müllheim, Germany






Phoenix Sea in Dortmund, Germany



Kocherquartier, Schwäbisch Hall, Germany



Town hall square in Esch-sur-Alzette, France



Office building in Warsaw, Poland

RECYFIX®  
PRO

RECYFIX®  
PLUS

RECYFIX®  
STANDARD

Facade Drainage

SLOTTED  
CHANNELS

RECYFIX® POINT  
FASERFIX® POINT

RECYFIX®  
GREEN

LINEFIX

TOP X

# YOUR BENEFITS WITH SLOTTED CHANNELS

## DIVERSE AND VARIABLE SOLUTIONS

- channels and covers can be combined in various ways
- slot covers made of galvanised or stainless steel (several stainless steel qualities)
- individual slot covers with numerous neck heights for different load classes
- a duo slotted cover with 2 x 6 mm slot width for class C 250
- many channel systems, also with built-in fall, can be used
- the channel bodies of the **FASERFIX KS** and **RECYFIX PRO** systems offer
  - optimised water inlet into the channel body
  - locking option if required

### = DESIGN FLEXIBILITY



## SEPARATE END CAP FOR SLOTTED COVER

- prevents bedding material from trickling into the channel
- freely positionable if required

### = PERFORMANCE ASSURED



## HIGH COVER STABILITY

- constructive reinforcements under the cover and the thickness of the material ensure a high quality → perfect balance between weight and stability
- class E 600: material thickness 4 mm
- extremely dimensionally stable → slot on the surface resistant to mechanical influences
- surface water is reliably drained
- the use of pure materials guarantees corrosion protection and the recyclability of the individual components

### = LONGEVITY / PERFORMANCE ASSURED



## ATTRACTIVE DRAINAGE SOLUTION

- sophisticated drainage line blends harmoniously into the architecture of the site - slot widths 10 - 18 mm for classes A 15, C 250, D 400 and E 600

### = UNIQUENESS



## HIGH-LEVEL FUNCTIONALITY AND EASY INSTALLATION

- easy handling and installation
- removable access covers → quick access to the channel run for maintenance and cleaning
- integrated tongue and groove connection of the channels **and** covers - simple installation without complicated alignment
- permanently straight slot without waviness or misalignment

### = TIME & COST SAVINGS



## CONNECTION POSSIBILITIES

- simple production of corner connections
- access covers, can be positioned as required, fit on channels and trash boxes
- access covers with pavalable cover - all common surfaces and stone slabs possible

### = DESIGN FLEXIBILITY



## UNIQUE CONNECTION TECHNOLOGY

- interlocking connection at the joints of the cover (push connector)
  - ideal connection for aligned installation
  - prevents bedding material from trickling into the channel
- high stability through additional strengthening of the neck in the joint area
- compensation of installation tolerances and material expansion with push connector
- removable, e.g. to be able to attach end caps


### = PERFORMANCE ASSURED / TIME & COST SAVINGS



### IDEAL FOR ...

design-sensitive applications, such as areas and facades with high optical demands especially in public and commercial areas.

**NEW**



# SLOTTED CHANNELS

SLOTTED CHANNELS for design-sensitive applications.

**World champion surface drainage for German football.**

## FASERFIX SLOTTED CHANNELS

**DFB Football Museum in Dortmund with a modern drainage system.** The impressive architecture shows that the theme of football is given a central place with this museum in the urban backdrop of Dortmund. The overall architectural concept of the architects of HPP Hentrich-Petschnigg & Partner placed high demands on the individual components in advance, also for the drainage technology installed. For this area, slotted channels were planned from the very beginning. Running underground, they integrate themselves into the overall visual impression.

## The efficiency of this channel:

- FASERFIX STANDARD 150 Channels: stable and secure
- Slotted Cover:
  - Class D 400: ideally suited for high traffic loads
  - Material: galvanised steel
  - Optics blend harmoniously into the appearance of the area
- Trash boxes with visually unobtrusive inspection chambers for access to the channel run



**DFB Football Museum  
in Dortmund, Germany**



RECYFIX® PRO
RECYFIX® PLUS
RECYFIX® STANDARD
Facade Drainage
SLOTTED CHANNELS
RECYFIX® POINT FASERFIX® POINT
RECYFIX® GREEN
LINEFIX
TOP X

# SLOTTED CHANNELS

SLOTTED CHANNELS for design-sensitive applications.

SLOTTED CHANNELS meet the requirements of DIN EN 1433 and are suitable for the following load categories:



## Category A 15, Load class 15 kN

Trafficked areas, which are exclusively used by pedestrians and cyclists



## Category B 125, Load class 125 kN

Sidewalks, pedestrian areas and comparable areas, car parks or car parking decks



## Category C 250, Load class 250 kN

Sidewalk channel areas and untraveled side panels or similar



## Category D 400, Load class 400 kN

Carriageways of roads (including pedestrian streets), sideways of roads and parking areas that are passable for all types of road vehicles.

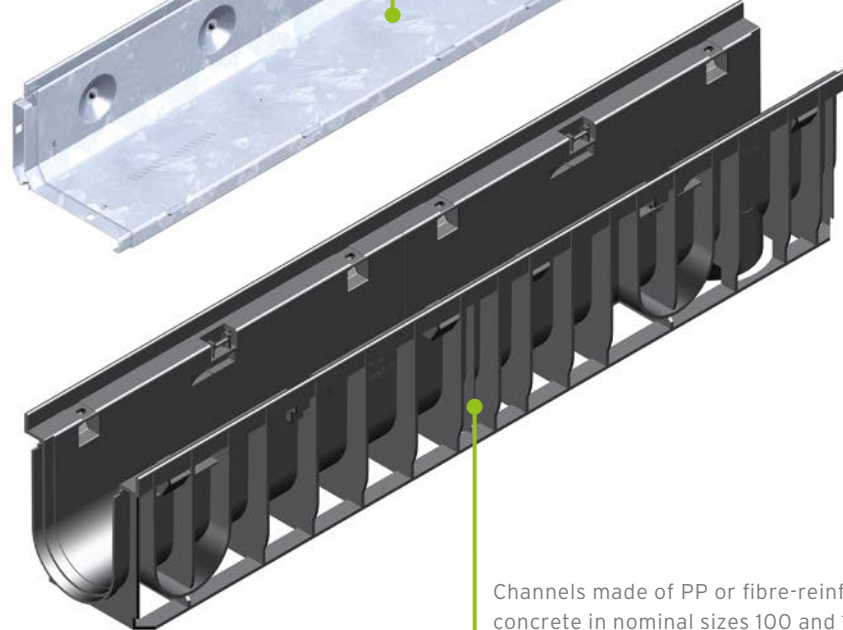



## Class E 600, Load class 600 kN

Surfaces exposed to heavy wheel loads, e. g. ports and docks

If in doubt, the higher category should be used.

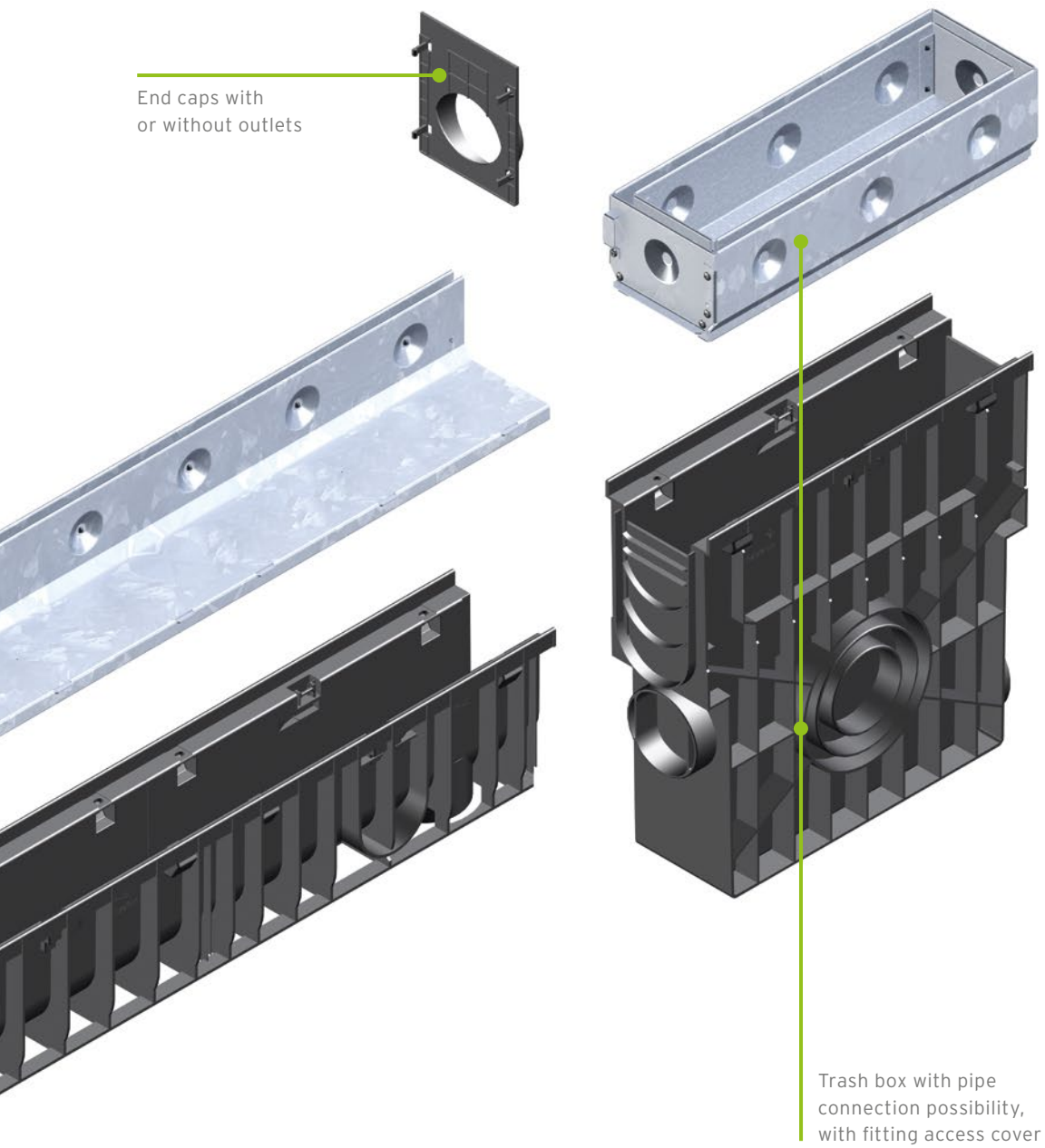
Asymmetrical covers made of galvanised or stainless steel. With integrated push connector for precise slot guidance on the surface.



Channels made of PP or fibre-reinforced concrete in nominal sizes 100 and 150, with tongue and groove connection for exact installation



End caps with or without outlets



**Easy opening of access cover by means of extraction bail**



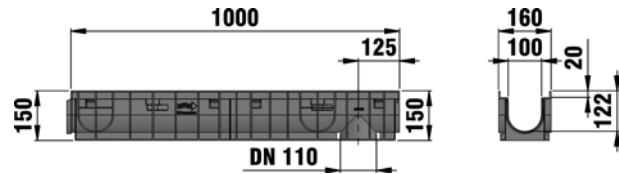

RECYFIX® PRO
RECYFIX® PLUS
RECYFIX® STANDARD
Facade Drainage
SLOTTED CHANNELS
RECYFIX® POINT FASERFIX® POINT
RECYFIX® GREEN
LINEFIX
TOP X

# SLOTTED CHANNEL 100 **NEW**

## Channels

### RECYFIX®PRO 100



Type 01



	Length mm	Width mm	Height mm	Internal channel cross-sect. cm <sup>2</sup>	Weight kg	Item No.
Type 01	1000	160	150	92	2,16	48600
Type 0105	500	160	150	92	1,02	48649
Type 010	1000	160	200	142	2,67	48642
Type 01005	500	160	200	142	1,34	48650
Type 020	1000	160	250	192	3,57	48620
Type 02005	500	160	250	192	1,79	48629
Type 75	1000	160	75	35	1,17	47030
Type 95	1000	160	95	55	1,57	47031

### FASERFIX®STANDARD E 100

Type 01



	Length mm	Width mm	Height mm	Internal channel cross-sect. cm <sup>2</sup>	Weight kg	Item No.
Type 01	1000	162	140	89	31,99	6200
Type 0105	500	162	140	89	15,00	6249
Type 01L with hole*	1000	162	140	89	30,00	6300
Type 010	1000	162	194	143	38,40	6242
Type 010L with hole*	1000	162	194	143	39,45	6342


\* Position of the opening to the bottom of the channel. 100 mm from the centre of the hole (DN/OD 110) to the end of the channel.



# SLOTTED CHANNEL 100 **NEW**

## FASERFIX®STANDARD E 100 with built-in fall 0.6 %

Type 1



	Length mm	Width mm	Height mm	Internal channel cross-sect. cm <sup>2</sup>	Weight kg	Item No.
Type 1	1000	162	140 - 146	89	32,77	6201
Type 2	1000	162	146 - 152	95	32,85	6202
Type 3	1000	162	152 - 158	101	33,83	6203
Type 4	1000	162	158 - 164	107	35,07	6204
Type 5	1000	162	164 - 170	113	35,21	6205
Type 6	1000	162	170 - 176	119	35,30	6206
Type 7	1000	162	176 - 182	125	36,49	6207
Type 8	1000	162	182 - 188	131	38,00	6208
Type 9	1000	162	188 - 194	137	38,40	6209

RECYFIX®  
PRO

RECYFIX®  
PLUS

RECYFIX®  
STANDARD

Facade Drainage

SLOTTED  
CHANNELS

RECYFIX® POINT  
FASERFIX® POINT

RECYFIX®  
GREEN

LINEFIX

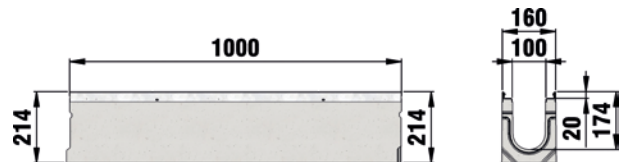

TOP X

# SLOTTED CHANNEL 100 **NEW**

## Channels

### FASERFIX®KS 100

Type 010



	Length mm	Width mm	Height mm	Internal channel cross-sect. cm <sup>2</sup>	Weight kg	Item-No. galvanised	Item-No. stainless steel
Type 01	1000	160	160	88	32,96	8000	8200
Type 0105	500	160	160	88	16,51	8049	8249
Type 01L with hole DN/OD 110*	1000	160	160	88	32,20	8045	-
Type 05	1000	160	184	113	36,31	8041	-
Type 05L with hole, DN/OD 110*	1000	160	184	113	35,37	8035	-
Type 010	1000	160	214	143	40,21	8042	8242
Type 01005	500	160	214	143	21,50	8050	-
Type 010L with hole DN/OD 110*	1000	160	214	143	39,00	8046	-
Type 015	1000	160	244	173	45,34	8043	8243
Type 015L with hole, DN/OD 110*	1000	160	244	173	45,00	8036	-
Type 020	1000	160	274	206	49,00	8044	8244
Type 020L with hole, DN/OD 110*	1000	160	274	206	48,00	8037	-
Type 80	1000	160	80	34	15,98	1106	-
Type 100	1000	160	100	54	19,23	1108	-

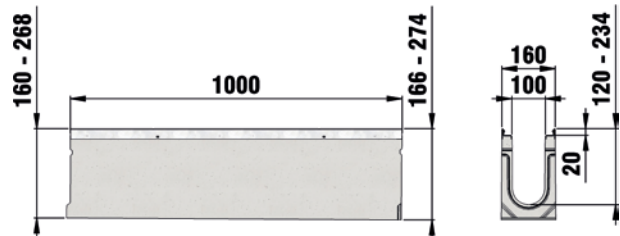

The quality of stainless steel material corresponds to CNS 1.4301 or CNS 1.4307.

\* Position of the opening to the bottom of the channel. 100 mm from the centre of the hole (DN/OD 110) to the end of the channel.

# SLOTTED CHANNEL 100 **NEW**

## FASERFIX®KS 100 with built-in fall 0.6 %

Type 1



	Length mm	Width mm	Height mm	Internal channel cross-sect. cm <sup>2</sup>	Weight kg	Item-No. galvanised	Item-No. stainless steel
Type 1	1000	160	160 - 166	89	33,03	8001	8201
Type 2	1000	160	166 - 172	95	34,09	8002	8202
Type 3	1000	160	172 - 178	101	34,68	8003	8203
Type 4	1000	160	178 - 184	107	35,61	8004	8204
Type 5	1000	160	184 - 190	113	36,77	8005	8205
Type 6	1000	160	190 - 196	119	37,16	8006	8206
Type 7	1000	160	196 - 202	125	37,90	8007	8207
Type 8	1000	160	202 - 208	131	38,91	8008	8208
Type 9	1000	160	208 - 214	137	39,46	8009	8209
Type 10	1000	160	214 - 220	143	39,99	8010	8210
Type 11	1000	160	220 - 226	149	42,21	8011	8211
Type 12	1000	160	226 - 232	155	43,47	8012	8212
Type 13	1000	160	232 - 238	161	43,99	8013	8213
Type 14	1000	160	238 - 244	167	44,98	8014	8214
Type 15	1000	160	244 - 250	173	45,00	8015	8215
Type 16	1000	160	250 - 256	179	45,48	8016	8216
Type 17	1000	160	256 - 262	185	46,80	8017	8217
Type 18	1000	160	262 - 268	191	47,67	8018	8218
Type 19	1000	160	268 - 274	197	48,00	8019	8219

The quality of stainless steel material corresponds to CNS 1.4301 or CNS 1.4307.

RECYFIX®  
PRO

RECYFIX®  
PLUS

RECYFIX®  
STANDARD

Facade Drainage

SLOTTED  
CHANNELS

RECYFIX® POINT  
FASERFIX® POINT

RECYFIX®  
GREEN

LINEFIX

TOP X


# SLOTTED CHANNEL 100 **NEW**

## Gratings

### SLOTTED COVERS 100, neck height 105 mm, class A 15



Asymmetrical,  
SW 10 mm



Asymmetrical, with integrated  
access cover right, SW 10 mm



Extraction bail  
for access covers  
(2 pieces required)

	Length mm	Width mm	Height mm	Intake cross-sect. cm <sup>2</sup> /m	Weight kg	Item-No. galvanised	Item-No. stainless steel
Asymmetrical, SW 10 mm	1000	155	125	100	4,71	32245	32246
Asymmetrical, SW 10 mm	500	155	125	100	2,42	32275	32276
Asymmetrical, with integrated access cover right, SW 10 mm	1000	155	125	120	5,66	32295	32296
Asymmetrical, with integrated access cover left, SW 10 mm	1000	155	125	120	5,49	32796	32797
Access cover asymmetrical, SW 10 mm	500	163	125	-	3,75	32301	32302
End cap, closed	-	288	123	-	0,12	32836	32837
Sludge trap inlay, for slotted cover SW 10 mm	1000	10	39	-	0,41	32846	32847
Extraction bail for access covers (2 pieces required)	-	396	150	-	0,77	740	-
Extraction bail for integrated access cover and for access cover with duo slotted cover (1 pair)	31	6	192	-	0,12	32850	-


The quality of stainless steel material corresponds to CNS 1.4301 or CNS 1.4307.

# SLOTTED CHANNEL 100 **NEW**

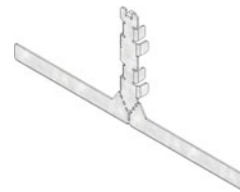
## SLOTTED COVERS 100, neck height 105 mm, class C 250



Asymmetrical,  
SW 12mm



Asymmetrical, duo slot,  
SW 2 x 6 mm



End cap,  
closed

	Length mm	Width mm	Height mm	Intake cross-sect. cm <sup>2</sup> /m	Weight kg	Item-No. galvanised	Item-No. stainless steel
Asymmetrical, SW 12 mm	1000	156	126	120	6,02	32247	32248
Asymmetrical, SW 12 mm	500	156	126	120	3,19	32277	32278
Access cover asymmetrical, SW 12 mm	500	163	126	-	5,22	32303	32304
Asymmetrical, duo slot, SW 2 x 6 mm	1000	156	126	120	8,31	32253	32254
Asymmetrical, duo slot, SW 2 x 6 mm	500	156	126	120	4,20	32283	32284
Access cover asymmetrical, duo slot, SW 2 x 6 mm	500	163	125	-	6,71	32746	32747
End cap, closed	-	12	37	-	0,13	32838	32839
Sludge trap inlay, for slotted cover SW 12 mm	1000	396	150	-	0,41	32848	32849
End cap for duo slot, closed	-	6	192	-	0,13	32844	32845
Extraction bail for access covers (2 pieces required)	-	400	150	-	0,77	740	-
Extraction bail for integrated access cover and for access cover with duo slotted cover (1 pair)	31	6	192	-	0,12	32850	-

The quality of stainless steel material corresponds to CNS 1.4301 or CNS 1.4307.

RECYFIX®  
PRO

RECYFIX®  
PLUS

RECYFIX®  
STANDARD

Facade Drainage

SLOTTED  
CHANNELS

RECYFIX® POINT  
FASERFIX® POINT

RECYFIX®  
GREEN


LINEFIX

TOP X


# SLOTTED CHANNEL 100 **NEW**

## Gratings

### SLOTTED COVERS 100, neck height 160 mm, class C 250



Asymmetrical,  
SW 12 mm



End cap,  
closed



Extraction bail  
for access covers  
(2 pieces required)

	Length mm	Width mm	Height mm	Intake cross-sect. cm <sup>2</sup> /m	Weight kg	Item-No. galvanised	Item-No. stainless steel
Asymmetrical, SW 12 mm	1000	156	181	120	7,24	32249	32250
Asymmetrical, SW 12 mm	500	156	181	120	3,84	32279	32280
Access cover asymmetrical, SW 12 mm	500	163	181	-	6,88	32305	32306
End cap, closed	-	384	179	-	0,17	32840	32841
Sludge trap inlay, for slotted cover SW 12 mm	1000	12	37	-	0,41	32848	32849
Extraction bail for access covers (2 pieces required)	-	396	150	-	0,77	740	-

**The quality of stainless steel material corresponds to CNS 1.4301 or CNS 1.4307.**

# SLOTTED CHANNEL 100 **NEW**

## SLOTTED COVERS 100, neck height 200 mm, class D 400\*



Asymmetrical,  
SW 14 mm



Extraction bail  
for access covers  
(2 pieces required)

	Length mm	Width mm	Height mm	Intake cross-sect. cm <sup>2</sup> /m	Weight kg	Item-No. galvanised	Item-No. stainless steel
Asymmetrical, SW 14 mm	1000	156	222	140	10,68	32251	32252
Asymmetrical, SW 14 mm	500	156	222	140	5,47	32281	32282
Access cover asymmetrical, SW 14 mm	500	163	222	-	10,41	32307	32308
End cap, closed	-	380	219	-	0,19	32842	32843
Extraction bail for access covers (2 pieces required)	-	396	150	-	0,77	740	-

**\* Not for use across the carriageway of highways or motorways in moving traffic.  
The quality of stainless steel material corresponds to CNS 1.4301 or CNS 1.4307.**

RECYFIX®  
PRO

RECYFIX®  
PLUS

RECYFIX®  
STANDARD

Facade Drainage

SLOTTED  
CHANNELS

RECYFIX® POINT  
FASERFIX® POINT

RECYFIX®  
GREEN

LINEFIX

TOP X

# SLOTTED CHANNEL 100 **NEW**

## Gratings

**SLOTTED COVERS 100**, neck height 200 mm, **class E 600\***



Asymmetrical,  
SW 18 mm



Access cover asymmetrical,  
SW 18 mm



Extraction bail  
for access covers  
(2 pieces required)

	Length mm	Width mm	Height mm	Intake cross-sect. cm <sup>2</sup> /m	Weight kg	Item-No. galvanised	Item-No. stainless steel
Asymmetrical, SW 18 mm	1000	160	204	180	18,96	32816	32817
Asymmetrical, SW 18 mm	500	160	204	180	9,42	32818	32819
Access cover asymmetrical, SW 18 mm	500	160	204	-	18,87	32824	32825
Extraction bail for access covers (2 pieces required)	-	396	150	-	0,77	740	-

**The quality of stainless steel material corresponds to CNS 1.4301 or CNS 1.4307.**


**\* Only to be used in combination with FASERFIX STANDARD channels.**



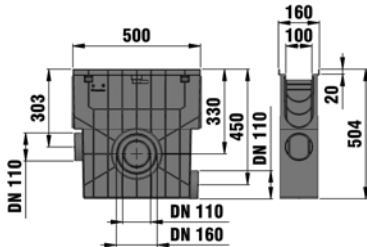
# SLOTTED CHANNEL 100 NEW

## Accessories

### RECYFIX®PRO 100



Trash box with PE mud bucket



End cap closed for type 01



End cap made of PP with outlet DN/OD 110, type 01



Foul air trap for RECYFIX trash box 100



Foul air trap, vertical, DN/OD 110



Foul air trap set, vertical DN/OD 110 for RECYFIX 100



Mud bucket vertical made of modified composite for outlet DN/OD 110, black

	Length mm	Width mm	Height mm	Weight kg	Item No.
Trash box with PE mud bucket	500	160	504	4,38	48652
End cap closed for type 01	-	160	124	0,04	48681
End cap made of PP with outlet DN/OD 110, type 01	-	160	200	0,08	48691
End cap closed for type 010	-	160	176	0,05	47082
End cap made of PP with outlet DN/OD 110, type 010	-	160	201	0,11	47093
End cap made of PP, type 020	-	160	250	0,12	48683
End cap made of PP with outlet DN/OD 110, type 020	-	160	250	0,12	48695
End cap Type 75	-	160	61	0,03	47097
End cap Type 95	-	160	81	0,04	47098
Foul air trap for RECYFIX trash box 100	75	78	135	0,08	967
Foul air trap, vertical, DN/OD 110	-	187	181	0,56	40295
Foul air trap set, vertical DN/OD 110 for RECYFIX 100	-	-	203	0,44	40294
Foul air trap DN/OD 110, outside	-	-	-	0,37	961
Adaptor for DN/OD 75 to PVC-U pipe DN/OD 110	-	-	-	0,12	1193
Mud bucket vertical made of modified composite for outlet DN/OD 110, black	100	100	85	0,04	40293
Universal sealant/adhesive Siga-Meltell® 220 black**	-	-	-	0,97	19051
Tubular pistol for universal sealant/adhesive Siga-Meltell® 220 black**	-	-	-	1,30	6891
Holesaw, Ø 102 mm, with tool holder for a drill	-	-	-	0,60	980

RECYFIX®  
PRO

RECYFIX®  
PLUS

RECYFIX®  
STANDARD

Facade Drainage

SLOTTED  
CHANNELS

RECYFIX® POINT  
FASERFIX® POINT

RECYFIX®  
GREEN

LINEFIX

TOP X

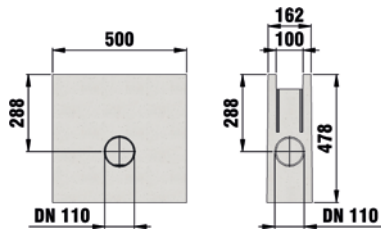
# SLOTTED CHANNEL 100 **NEW**

## Accessories


### FASERFIX® STANDARD E 100




Trash box with plastic bucket



End cap closed, galvanised, type 01



End cap with horizontal PVC-U pipe outlet DN/OD 110, galvanised, type 010



PVC-U pipe outlet, DN/OD 110



Mud bucket vertical made of modified composite for outlet DN/OD 110, black



Mitre cuts NW 100 (price per cut, two cuts necessary)



Factory-made insertion of PVC-U union connectors DN/OD 110 (incl. drilling)

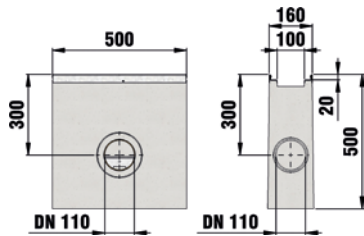
	Length mm	Width mm	Height mm	Weight kg	Item No.
Trash box with plastic bucket	500	162	478	46,00	6253
Trash box with galvanised bucket	500	162	478	42,40	6255
End cap closed, galvanised, type 01	-	160	140	0,30	6290
End cap closed, galvanised, type 010	-	160	194	0,45	6291
End cap with horizontal PVC-U pipe outlet DN/OD 110, galvanised, type 010	-	160	194	0,54	6297
Foul air trap DN/OD 110 with hole	-	-	103	0,24	964
Foul air trap, horizontal, with rubber sealing, black	-	-	-	0,11	966
PVC-U pipe outlet, DN/OD 110	-	-	-	0,20	903
Mud bucket vertical made of modified composite for outlet DN/OD 110, black	100	100	85	0,04	40293
Cutting to length of NW 100	-	-	-	-	994
Mitre cuts NW 100 (price per cut, two cuts necessary)	-	-	-	-	999
Drilling of connecting holes DN/OD 75	-	-	-	-	971
Drilling of connecting holes DN/OD 110	-	-	-	-	977
Factory-made insertion of modified PP union connectors DN/OD 75 (incl. drilling)	-	-	-	-	981
Factory-made insertion of PVC-U union connectors DN/OD 110 (incl. drilling)	-	-	-	-	982

# SLOTTED CHANNEL 100 **NEW**


## FASERFIX®KS 100



Trash box with galvanised bucket



End cap closed, type 010



PVC-U pipe outlet, DN/OD 110



Mud bucket vertical made of modified composite for outlet DN/OD 110, black



Factory-made insertion of PVC-U union connectors DN/OD 110 (incl. drilling)

	Length mm	Width mm	Height mm	Weight kg	Item-No. galvanised	Item-No. stainless steel
Trash box with galvanised bucket	500	160	500	50,00	8053	-
Trash box with composite bucket	500	160	500	47,73	8052	8252
End cap closed, type 01	-	160	160	0,37	8081	8181
End cap closed, type 010	-	160	214	0,50	8082	8182
End cap closed, type 020	-	160	274	0,64	8083	8183
End cap with horizontal PVC-U pipe outlet DN/OD 110, type 010	-	160	214	0,59	8087	8186
End cap with horizontal PVC-U pipe outlet DN/OD 110, type 020	-	160	274	0,73	8089	8187
Foul air trap, horizontal, with rubber sealing, black	-	-	-	0,11	966	-
Foul air trap DN/OD 110 with hole	-	-	103	0,24	964	-
Foul air trap DN/OD 110, outside	-	-	-	0,37	961	-
PVC-U pipe outlet, DN/OD 110	-	-	-	0,20	903	-
PVC mud bucket for trash box, 50 cm	420	85	152	0,25	940	-
Mud bucket vertical made of modified composite for outlet DN/OD 110, black	100	100	85	0,04	40293	-
Universal sealant/adhesive Siga-Meltell® 220 black**	-	-	-	0,97	19051	-
Tubular pistol for universal sealant/adhesive Siga-Meltell® 220 black**	-	-	-	1,30	6891	-
Installation aid NW 100 (2 pieces required) - due to security reasons no return can be made	-	-	-	1,60	705	-
Cutting to length of NW 100	-	-	-	-	990	-
Mitre cuts NW 100 (price per cut, two cuts necessary)	-	-	-	-	995	-
Drilling of connecting holes DN/OD 75	-	-	-	-	971	-
Drilling of connecting holes DN/OD 110	-	-	-	-	972	-
Factory-made insertion of modified PP union connectors DN/OD 75 (incl. drilling)	-	-	-	-	981	-
Factory-made insertion of PVC-U union connectors DN/OD 110 (incl. drilling)	-	-	-	-	982	-
Fixing-system EP, empty pipe in the channel bottom, (2 pieces per metre)	-	-	-	0,03	703	-
steel bars for fixing system EP (2 pieces per metre)	-	-	-	0,01	704	-

The quality of stainless steel material corresponds to CNS 1.4301 or CNS 1.4307.

RECYFIX®  
PRO

RECYFIX®  
PLUS

RECYFIX®  
STANDARD

Facade Drainage

SLOTTED  
CHANNELS

RECYFIX® POINT  
FASERFIX® POINT

RECYFIX®  
GREEN

LINEFIX

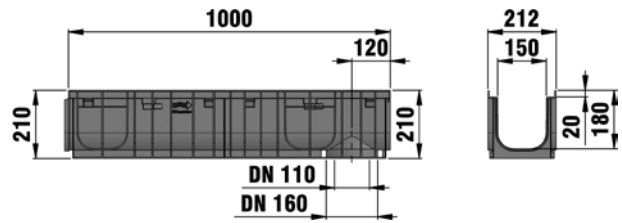
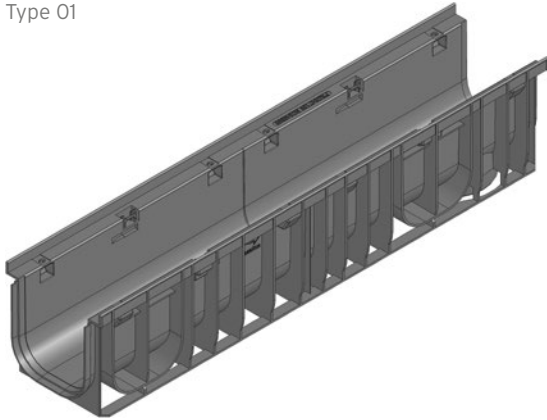
TOP X

# SLOTTED CHANNEL 150 **NEW**

## Channels

### RECYFIX®PRO 150

Type 01





	Length mm	Width mm	Height mm	Internal channel cross-sect. cm <sup>2</sup>	Weight kg	Item No.
Type 01	1000	212	210	230	3,15	47100
Type 0105	500	212	210	230	1,58	47149
Type 115	1000	212	115	116	1,93	47130

# SLOTTED CHANNEL 150 **NEW**

## FASERFIX®STANDARD 150

Type 01



	Length mm	Width mm	Height mm	Internal channel cross-sect. cm <sup>2</sup>	Weight kg	Item No.
Type 01	1000	212	200	185	52,88	400
Type 0105	500	212	200	185	26,50	401
Type 010	1000	212	245	269	62,11	403

RECYFIX®  
PRO

RECYFIX®  
PLUS

RECYFIX®  
STANDARD

Facade Drainage

SLOTTED  
CHANNELS

RECYFIX® POINT  
FASERFIX® POINT

RECYFIX®  
GREEN

LINEFIX

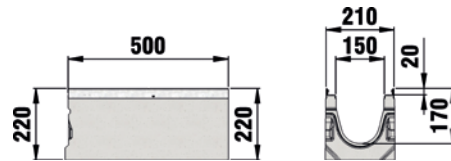

TOP X

# SLOTTED CHANNEL 150 **NEW**

## Channels

### FASERFIX®KS 150

Type 0105



	Length mm	Width mm	Height mm	Internal channel cross-sect. cm <sup>2</sup>	Weight kg	Item-No. galvanised	Item-No. stainless steel
Type 01	1000	210	220	185	54,50	11000	11500
Type 01L, with hole DN/OD 160*	1000	210	220	185	54,00	11035	-
Type 010	1000	210	265	245	60,20	11042	11542
Type 010L with hole, DN/OD 160*	1000	210	265	245	61,00	11036	-
Type 015	1000	210	290	282	66,00	11043	-
Type 020	1000	210	315	312	69,60	11044	11544
Type 020L, with opening DN/OD 160*	1000	210	315	312	68,00	11037	-
Type 110**	1000	210	110	74	28,27	2121	-
Type 150**	1000	210	150	134	33,58	2122	-
Type 200**	1000	210	200	208	40,02	2123	-

The quality of stainless steel material corresponds to CNS 1.4301 or CNS 1.4307.

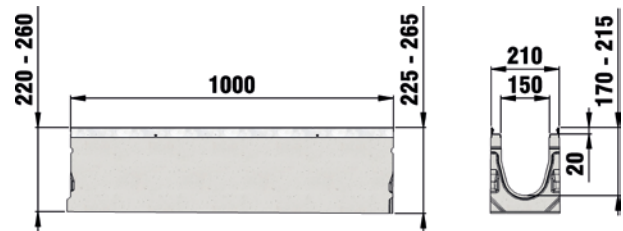

\* Position of the opening to the bottom of the channel. 130 mm from the centre of the hole (DN/OD 160) to the end of the channel.

\*\* Suitable for the use in parking areas.

# SLOTTED CHANNEL 150 **NEW**

## FASERFIX®KS 150 with built-in fall 0.5 %

Type 1



	Length mm	Width mm	Height mm	Internal channel cross-sect. cm <sup>2</sup>	Weight kg	Item-No. galvanised	Item-No. stainless steel
Type 1	1000	210	220 - 225	186	54,59	11001	11501
Type 2	1000	210	225 - 230	196	55,00	11002	11502
Type 3	1000	210	230 - 235	203	55,86	11003	11503
Type 4	1000	210	235 - 240	211	56,69	11004	11504
Type 5	1000	210	240 - 245	218	57,15	11005	11505
Type 6	1000	210	245 - 250	226	58,00	11006	11506
Type 7	1000	210	250 - 255	233	58,39	11007	11507
Type 8	1000	210	255 - 260	241	59,00	11008	11508
Type 9	1000	210	260 - 265	248	59,76	11009	11509

The quality of stainless steel material corresponds to CNS 1.4301 or CNS 1.4307.

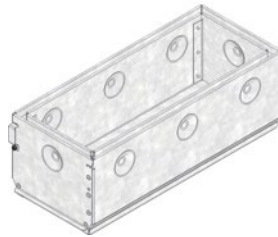
# SLOTTED CHANNEL 150 **NEW**

## Gratings

### SLOTTED COVERS 150, neck height 160 mm, class C 250



Asymmetrical,  
SW 12 mm



Access cover asymmetrical,  
SW 12 mm



End cap,  
closed

	Length mm	Width mm	Height mm	Intake cross-sect. cm <sup>2</sup> /m	Weight kg	Item-No. galvanised	Item-No. stainless steel
Asymmetrical, SW 12 mm	1000	206	181	120	8,17	32400	32401
Asymmetrical, SW 12 mm	500	206	181	120	4,38	32404	32405
Access cover asymmetrical, SW 12 mm	500	-	-	-	7,78	32731	32732
End cap, closed	-	384	179	-	0,17	32840	32841
Sludge trap inlay, for slotted cover SW 12 mm	1000	12	37	-	0,41	32848	32849
Extraction bail for access covers (2 pieces required)	-	396	150	-	0,77	740	-

**The quality of stainless steel material corresponds to CNS 1.4301 or CNS 1.4307.**



# SLOTTED CHANNEL 150 **NEW**

## SLOTTED COVERS 150, neck height 200 mm, class D 400\*



Asymmetrical,  
SW 14 mm



Access cover asymmetrical,  
SW 14 mm



Extraction bail  
for access covers  
(2 pieces required)

	Length mm	Width mm	Height mm	Intake cross-sect. cm <sup>2</sup> /m	Weight kg	Item-No. galvanised	Item-No. stainless steel
Asymmetrical, SW 14 mm	1000	206	222	140	11,72	32402	32403
Asymmetrical, SW 14 mm	500	206	222	140	6,08	32406	32407
Access cover asymmetrical, SW 14 mm	-	-	-	-	11,93	32733	32734
End cap, closed	-	380	219	-	0,20	32842	32843
Extraction bail for access covers (2 pieces required)	-	396	150	-	0,77	740	-

**\* Not for use across the carriageway of highways or motorways in moving traffic.  
The quality of stainless steel material corresponds to CNS 1.4301 or CNS 1.4307.**

RECYFIX®  
PRO

RECYFIX®  
PLUS

RECYFIX®  
STANDARD

Facade Drainage

SLOTTED  
CHANNELS

RECYFIX® POINT  
FASERFIX® POINT

RECYFIX®  
GREEN

LINEFIX

TOP X


# SLOTTED CHANNEL 150 **NEW**

## Gratings

### SLOTTED COVERS 150, neck height 200 mm, class E 600\*



Asymmetrical,  
SW 18 mm



Access cover asymmetrical,  
SW 18 mm



Extraction bail  
for access covers  
(2 pieces required)

	Length mm	Width mm	Height mm	Intake cross-sect. cm <sup>2</sup> /m	Weight kg	Item-No. galvanised	Item-No. stainless steel
Asymmetrical, SW 18 mm	1000	210	204	180	20,43	32820	32821
Asymmetrical, SW 18 mm	500	210	204	180	10,02	32822	32823
Access cover asymmetrical, SW 18 mm	500	210	204	-	21,20	32830	32831
Extraction bail for access covers (2 pieces required)	-	396	150	-	0,77	740	-

The quality of stainless steel material corresponds to CNS 1.4301 or CNS 1.4307.

\* Only to be used in combination with FASERFIX STANDARD channels.


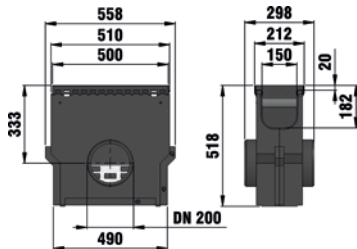
# SLOTTED CHANNEL 150 **NEW**

## Accessories

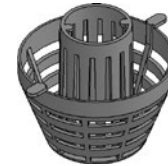
### RECYFIX®PRO 150



Trash box with KTL frames and galvanised mud bucket



End cap combined, PP with outlet DN/OD 75/110 for type O1



Mud bucket vertical made of modified composite for outlet DN/OD 110, black



Mud bucket for outlet DN/OD 160



Foul air trap, vertical, DN/OD 110



Foul air trap set, vertical DN/OD 110 for RECYFIX 100

	Length mm	Width mm	Height mm	Weight kg	Item No.
Trash box with KTL frames and galvanised mud bucket	500	212	518	16,60	47151
End cap combined, PP with outlet DN/OD 75/110 for type O1	-	210	218	0,14	40591
End cap closed, type 115	-	208	100	0,04	47197
Mud bucket vertical made of modified composite for outlet DN/OD 110, black	100	100	85	0,04	40293
Mud bucket vertical made of modified composite for outlet DN/OD 160, black	-	-	-	0,13	845
Mud bucket for outlet DN/OD 160	-	-	180	0,82	2191
Foul air trap, vertical, DN/OD 110	-	187	181	0,56	40295
Foul air trap set, vertical DN/OD 110 for RECYFIX 100	-	-	203	0,44	40294
Universal sealant/adhesive Siga-Meltell® 220 black**	-	-	-	0,97	19051
Tubular pistol for universal sealant/adhesive Siga-Meltell® 220 black**	-	-	-	1,30	6891
Holesaw, Ø 102 mm, with tool holder for a driller	-	-	-	0,60	980

RECYFIX®  
PRO

RECYFIX®  
PLUS

RECYFIX®  
STANDARD

Facade Drainage

SLOTTED  
CHANNELS

RECYFIX® POINT  
FASERFIX® POINT

RECYFIX®  
GREEN

LINEFIX

TOP X

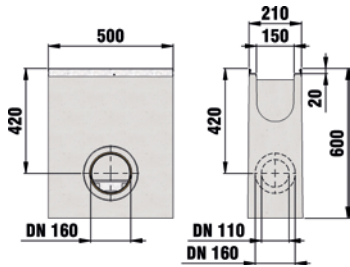
# SLOTTED CHANNEL 150 **NEW**

## Accessories

### FASERFIX®KS 150



Trash box with galvanised mud bucket



End cap closed, type 01

	Length mm	Width mm	Height mm	Weight kg	Item-No. galvanised	Item-No. stainless steel
Trash box with galvanised bucket	500	210	600	65,32	11052	11552
End cap closed, type 01	-	210	220	0,67	11081	11581
End cap closed, type 010	-	210	265	0,83	11082	11582
End cap closed, type 110	-	210	110	0,36	2181	2681
End cap closed, type 150	-	210	150	0,48	2182	-
PVC-U pipe connection element DN/OD 160	-	-	-	0,50	906	-
Foul air trap DN/OD 160	584	160	439	2,00	960	-

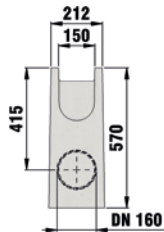
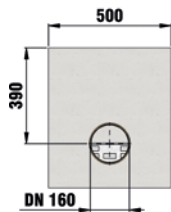
**The quality of stainless steel material corresponds to CNS 1.4301 or CNS 1.4307.**

# SLOTTED CHANNEL 150 **NEW**

## FASERFIX® STANDARD 150



Trash box



End cap closed, type 01



Mud bucket for outlet DN/OD 160



Drilling of connecting holes DN/OD 160



Factory-made insertion of PVC-U union connectors DN/OD 160 (incl. drilling)

	Length mm	Width mm	Height mm	Weight kg	Item-No. galvanised	Item-No. stainless steel
Trash box	500	210	570	64,40	415	-
End cap closed, type 01	-	210	220	0,67	11081	11581
End cap closed, type 010	-	210	265	0,83	11082	11582
End cap closed, type 020	-	210	315	0,99	11083	11583
End cap with horizontal PVC-U pipe outlet DN/OD 160, type 01 - 010	-	210	265	0,97	11087	11587
End cap with horizontal PVC-U pipe outlet DN/OD 160, type 020	-	210	315	1,14	11088	11588
Foul air trap DN/OD 160	584	160	439	2,00	960	-
PVC-U pipe connection element DN/OD 160	-	-	-	0,50	906	-
Mud bucket for outlet DN/OD 160	-	-	180	0,82	2191	-
Universal sealant/adhesive Siga-Meltell® 220 black**	-	-	-	0,97	19051	-
Tubular pistol for universal sealant/adhesive Siga-Meltell® 220 black**	-	-	-	1,30	6891	-
Installation aid NW 150 (2 pieces required) - due to security reasons no return can be made	-	-	-	2,09	136018	-
Cutting to length of NW 150	-	-	-	-	991	-
Mitre cuts NW 150 (price per cut, two cuts necessary)	-	-	-	-	996	-
Drilling of connecting holes DN/OD 160	-	-	-	-	973	-
Factory-made insertion of PVC-U union connectors DN/OD 160 (incl. drilling)	-	-	-	-	983	-
Fixing-system EP, empty pipe in the channel bottom, (2 pieces per metre)	-	-	-	0,03	703	-
steel bars for fixing system EP (2 pieces per metre)	-	-	-	0,01	704	-

The quality of stainless steel material corresponds to CNS 1.4301 or CNS 1.4307.

RECYFIX®  
PRO

RECYFIX®  
PLUS

RECYFIX®  
STANDARD

Facade Drainage

SLOTTED  
CHANNELS

RECYFIX® POINT  
FASERFIX® POINT

RECYFIX®  
GREEN

LINEFIX

TOP X

# YOUR BENEFITS WITH SLOTTED CHANNELS FLAT

## PRODUCT RANGE

- monolithic slotted channel with flat channel body
- ideally suited for low installation heights
- two different neck heights for standard slab/paving thicknesses

**= FLEXIBILITY / COST SAVINGS**



## CLOSED OR PERFORATED CHANNEL BODY

- variable versions according to requirements
- as closed or perforated version for surface water drainage or for onsite infiltration

**= DESIGN FLEXIBILITY**



## CORNER ELEMENT

- 90 ° inner and outer corner available
- can be used at any point on the channel run, even when shortening the channel elements

**= DESIGN FLEXIBILITY / COST SAVINGS**



## CONNECTOR

- guaranteed flush-mounted installation
- secures the channel against displacement
- can be used at any point on the channel run, also when shortening the channel elements

**= PERFORMANCE ASSURED / DESIGN FLEXIBILITY**



## END CAP

- unique end cap
- no penetration of foundation material
- permanently fixed via clip function

**= COST SAVINGS**



## INSPECTION BOX

- serves for cleaning and maintenance of the channel run
- enables vertical connection to the drainage pipe
- removable cover can be filled with the surrounding surface coating
- homogeneous appearance
- can be placed variably in the channel run, also on shortened channel elements
- slot continues to run seamlessly

**= QUALITY & PERFORMANCE ASSURED**



## SLUDGE TRAP INLAY FOR CHANNEL SLOT

- keeps away coarse dirt
- reduces the slot width for pedestrian areas
- can be retrofitted if required
- clippable

**= QUALITY & PERFORMANCE ASSURED**



## MATERIAL

- galvanised or stainless steel
- can be selected according to requirements

**= DESIGN FLEXIBILITY / LONGEVITY**



### IDEAL FOR ...

spaces and surfaces with high aesthetic demands, in particular flat installation situations.

1


Slotted channels with two different neck heights for all standard slab/paving thicknesses

2

Channels in closed or perforated designs

3

Flat channel body with two different neck heights

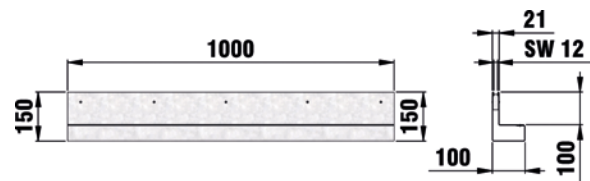


# SLOTTED CHANNEL FLAT 100

## Monolithic Slotted Channels

Construction height 150 mm, neck height 100 mm, **class A 15**

Type 150, asymmetric



	Length mm	Width mm	Height mm	Internal channel cross-sect. cm <sup>2</sup>	Intake cross-sect. cm <sup>2</sup> /m	Weight kg	Item-No. galvanised	Item-No. stainless steel
Type 150, asymmetric, perforated on one side	1000	100	150	49.17	120	6,11	32195	32196
Type 150, asymmetric	1000	100	150	49.17	120	6,22	32197	32198


**The quality of stainless steel material corresponds to CNS 1.4301.**



# SLOTTED CHANNEL FLAT 100

Construction height 180 mm, neck height 130 mm, **class A 15**

Type 180, asymmetric,  
perforated on one side



	Length mm	Width mm	Height mm	Internal channel cross-sect. cm <sup>2</sup>	Intake cross-sect. cm <sup>2</sup> /m	Weight kg	Item-No. galvanised	Item-No. stainless steel
Type 180, asymmetric, perforated on one side	1000	100	180	58.24	120	6,74	32199	32200
Type 180, asymmetric	1000	100	180	58.24	120	6,78	32201	32202

**The quality of stainless steel material corresponds to CNS 1.4301.**

RECYFIX®  
PRO

RECYFIX®  
PLUS

RECYFIX®  
STANDARD

Facade Drainage

SLOTTED  
CHANNELS

RECYFIX® POINT  
FASERFIX® POINT

RECYFIX®  
GREEN

LINEFIX

TOP X

# SLOTTED CHANNEL FLAT 100

## Accessories

### Inspection box



Access box with removeable paveable cover, type 150, neck height 100 mm, asymmetric

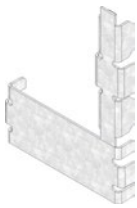


Access box with removeable paveable cover, type 180, neck height 130 mm, asymmetric

	Length mm	Width mm	Height mm	Weight kg	Item-No. galvanised	Item-No. stainless steel
Access box with removeable paveable cover, type 150, neck height 100 mm, asymmetric	253	270	150	5,38	32163	32164
Access box with removeable paveable cover, type 180, neck height 130 mm, asymmetric	253	270	180	6,17	32165	32166
Extraction bail for integrated access cover and for access cover with duo slotted cover (1 pair)	31	6	192	0,12	32850	-

The quality of stainless steel material corresponds to CNS 1.4301.

### End caps



End cap type 150, upper and lower part, closed



End cap type 180, upper and lower part, closed

	Length mm	Width mm	Height mm	Weight kg	Item-No. galvanised	Item-No. stainless steel
End cap type 150, upper and lower part, closed	-	-	-	0,08	32147	32149
End cap type 180, upper and lower part, closed	-	-	-	0,10	32148	32150

The quality of stainless steel material corresponds to CNS 1.4301.

# SLOTTED CHANNEL FLAT 100

## Connector

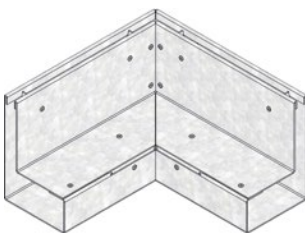


Connector for type 150

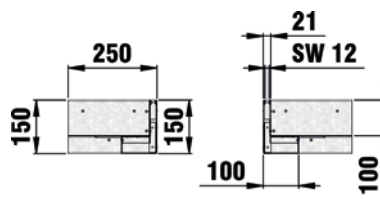
	Length mm	Width mm	Height mm	Weight kg	Item-No. galvanised	Item-No. stainless steel
Connector for type 150	-	-	-	0,22	32219	32220
Connector for type 180	-	-	-	0,25	32180	32181

The quality of stainless steel material corresponds to CNS 1.4301.

## Further accessories



Corner element inside corner,  
type 150, neck height 100 mm,  
asymmetric



	Length mm	Width mm	Height mm	Weight kg	Item-No. galvanised	Item-No. stainless steel
Corner element inside corner, type 150, neck height 100 mm, asymmetric	250	100	150	3,05	32203	32204
Corner element inside corner, type 180, neck height 130 mm, asymmetric	250	100	180	3,28	32205	32206
Corner element outside corner, type 150, neck height 100 mm, asymmetric	250	100	150	3,91	32207	32208
Corner element outside corner, type 180, neck height 130 mm, asymmetric	250	100	180	4,25	32209	32210
Sludge trap inlay, square perforation for type 150, type 180	1000	-	-	0,29	32227	32228

The quality of stainless steel material corresponds to CNS 1.4301.

RECYFIX®  
PRO

RECYFIX®  
PLUS

RECYFIX®  
STANDARD

Facade Drainage

SLOTTED  
CHANNELS

RECYFIX® POINT  
FASERFIX® POINT

RECYFIX®  
GREEN

LINEFIX

TOP X

# RECYFIX POINT **NEW** FASERFIX POINT STANDARD

Point drainage for yards, garages and patios.





# RECYFIX POINT **NEW** FASERFIX POINT STANDARD

Point drainage for yards, garages and patios.

## 1 Requirements


- discharge of heavy rain or or large melting water quantities at one point
- the system has to permanently withstand all expected traffic loads
- the point drainage gullies can be integrated harmoniously in the surface

## 2 Application areas

- courts
- garage forecourts
- places and parking areas
- ways

## 3 Solutions

- high stability due to materials used: polypropylene or fibre-reinforced concrete
- low weight (RECYFIX POINT) for easy transport and installation
- connection possibilities to every kind of sewage pipe
- high quality ductile iron gratings in star design and galvanised mesh gratings
- mud bucket as well as baffle as foul air trap included



Anne Sophie School in Künzelsau, Germany



Private house in Wiehl, Germany



Futterstreet in Saarbrücken, Germany



University of Wuppertal in Germany



University building in Saarbrücken, Germany

**RECYFIX®  
PRO**

**RECYFIX®  
PLUS**

**RECYFIX®  
STANDARD**

**Facade Drainage**

**SLOTTED  
CHANNELS**

**RECYFIX® POINT  
FASERFIX® POINT**

**RECYFIX®  
GREEN**

**LINEFIX**

**TOP X**

# YOUR BENEFITS WITH **RECYFIX POINT**

## HIGHLY ADAPTABLE

- side connection options DN/OD 110 and DN/OD 160
- vertical connection options DN/OD 160 and DN/OD 200
- extension frame for height adjustment
- central connection to sewage system = minimal installation effort

= **DESIGN FLEXIBILITY / PERFORMANCE ASSURED**



## HIGH RESISTANCE

- high UV resistance
- withstands high temperature differences
- suitable for temperatures from - 50 °C to + 80 °C and higher

= **QUALITY ASSURED / LONGEVITY**



## HIGH-GRADE MATERIAL

- **RECYFIX** - particularly robust and impact-resistant material
- **RECYFIX** = 100 % recycled and recyclable

= **QUALITY ASSURED / PERFORMANCE ASSURED**



## PRE-ASSEMBLED READY FOR INSTALLATION

- complete point inlet = one component
- easy handling in storage and on construction site

= **COST SAVINGS**



## EASY HANDLING ON SITE

- considerably lighter than point drainage made of mineral material
- easy transport and installation
- can be easily processed on site

= **TIME SAVINGS / COST SAVINGS**



## EASY CLEANING AND MAINTENANCE

- removable sludge trap bucket enables optimum debris retention and unobstructed drainage
- integrated foul air trap

= **PERFORMANCE ASSURED / COST SAVINGS**






**IDEAL FOR ...**

point drainage of paved areas such as courtyards, walkways and squares.

**NEW**



**RECYFIX material**  
= 100 % recycled  
composite

# YOUR BENEFITS WITH **FASERFIX** POINT STANDARD

## HIGH-GRADE MATERIAL


- „Made in Germany“
- optimal stability through fibre-reinforced concrete (polypropylene fibres) with low weight
- adheres well to the foundation concrete (same coefficient of thermal expansion)
- installation without grating possible
- fire resistance class A1 (non-combustible) according to DIN 4102

**= QUALITY ASSURED /  
PERFORMANCE ASSURED**



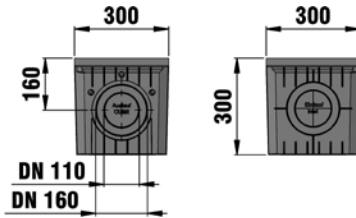

**IDEAL FOR ...**

point drainage made of fibre-reinforced concrete for applications such as yards, driveways and squares.




# RECYFIX® POINT 30/30 **NEW**


**RECYFIX® POINT 30/30, Point drainage, class B 125,**  
with foul air trap, mud bucket and KG-pipe connection DN/OD 110, DN/OD 160



Construction height 300 mm  
with ductile iron grating,  
star design SW 12 mm, black



Construction height 300 mm  
with mesh grating  
MW 30/15 mm, galvanised



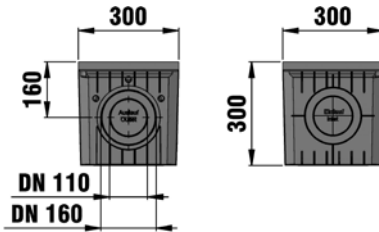

Extension frame for RECYFIX POINT  
construction height 300 mm,  
increase of 106 mm

	Length mm	Width mm	Height mm	Weight kg	Item No.
Construction height 300 mm with ductile iron grating, star design SW 12 mm, black	300	300	300	6,97	32184
Construction height 300 mm with mesh grating MW 30/15 mm, galvanised	300	300	300	3,70	32183
Extension frame for RECYFIX POINT construction height 300 mm, increase of 106 mm	300	300	120	0,63	32231


**Point drainage tested according to EN 1433.**

# RECYFIX® POINT 30/30 **NEW**

**RECYFIX® POINT 30/30, Point drainage, class C 250,**  
with foul air trap, mud bucket and KG-pipe connection DN/OD 110, DN/OD 160



Construction height 300 mm with longitudinal ductile iron grating, bar distance 8 mm, screwed, black, KTL-coated



Construction height 300 mm with longitudinal ductile iron grating, bar distance 8 mm, screwed, galvanised

	Length mm	Width mm	Height mm	Weight kg	Item No.
Construction height 300 mm with longitudinal ductile iron grating, bar distance 8 mm, screwed, black, KTL-coated	300	300	300	6,89	32612
Construction height 300 mm with longitudinal ductile iron grating, bar distance 8 mm, screwed, galvanised	300	300	300	6,89	32613

**Point drainage tested according to EN 1433.**

RECYFIX®  
PRO

RECYFIX®  
PLUS

RECYFIX®  
STANDARD

Facade Drainage

SLOTTED  
CHANNELS

RECYFIX® POINT  
FASERFIX® POINT

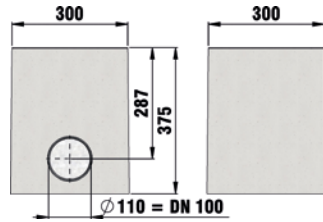
RECYFIX®  
GREEN

LINEFIX

TOP X

# FASERFIX® POINT STANDARD 30/30

**FASERFIX® POINT STANDARD 30/30**, Point drainage, **trafficable**,  
with foul air trap and PE mud bucket

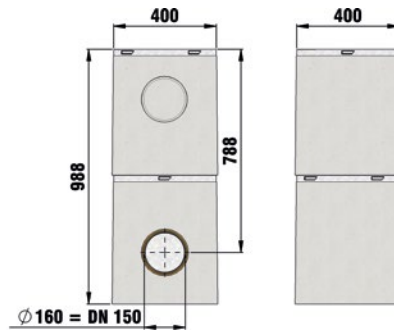


with mesh grating MW 30/15 mm,  
galvanised

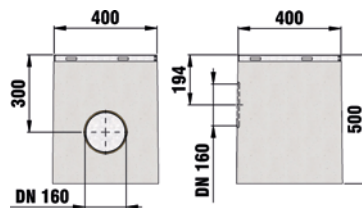
	Length mm	Width mm	Height mm	Weight kg	Item No.
with mesh grating MW 30/15 mm, galvanised	300	300	375	46,60	4430

# FASERFIX® POINT STANDARD 40/40

**FASERFIX® POINT STANDARD 40/40, Point drainage, class A 15,**  
with foul air trap and PE mud bucket



Size 1, 2 parts, with mesh grating  
MW 30/30 mm, galvanised



Size 2, 1 part, with mesh grating  
MW 30/30 mm, galvanised

	Length mm	Width mm	Height mm	Weight kg	Item No.
Size 1, 2 parts, with mesh grating MW 30/30 mm, galvanised	400	400	988	141,00	4860
Size 2, 1 part, with mesh grating MW 30/30 mm, galvanised	400	400	500	82,40	4760
Extension part	400	400	500	63,50	4825

RECYFIX®  
PRO

RECYFIX®  
PLUS

RECYFIX®  
STANDARD

Facade Drainage

SLOTTED  
CHANNELS

RECYFIX® POINT  
FASERFIX® POINT


RECYFIX®  
GREEN

LINEFIX

TOP X

# RECYFIX GREEN

Turf honeycomb for infiltration of rainwater in parking areas.







# RECYFIX GREEN

Turf honeycomb for infiltration of rainwater in parking areas.

## 1 Requirements

- preserve natural seepage areas during the progressive sealing of land or create new ones
- high drainage capacity and stability at the same time - depending on the exposure to traffic
- passable even for large vehicles loads, such as HGVs, coaches or agricultural vehicles
- possible application of mineral-based fill materials, such as chipping

## 2 Application areas

- occasionally frequented parking areas
- exhibition areas
- parking lots for passenger cars
- pedestrian pathways
- holiday resorts
- reinforcements for embankments and river banks

### RECYFIX GREEN SUPER

- camping places
- trailer home parks
- driveways on golf courses
- access ways for fire fighting vehicles and rescue vehicles

### RECYFIX GREEN STANDARD

- terraces
- urban green spaces around trees
- lawns and pathways in sports grounds

## 3 Solutions

- 100% recycled material with very high flexibility
- stable and breakproof
- extremely lightweight and hence easy to transport and lay
- integrated anchors and mutual latching keep the blocks together
- can be additionally fastened with anchoring pegs
- weather-resistant and durable

## 4 Versions

### RECYFIX GREEN SUPER

- massive construction for higher dynamic load
- different materials (gravel, chippings, stone, earth, turf) can be used for filling

### RECYFIX GREEN STANDARD

- for parking areas with low dynamic loads
- turf planted areas
- protection against erosion, stable turf

Application examples **RECYFIX GREEN SUPER**



Millpark Residential area in Dublin, Ireland



Application examples **RECYFIX GREEN STANDARD**



Terra Botanica in Angers, France



Company parking area Rabomatik in Győr, Hungary

RECYFIX®  
PRO

RECYFIX®  
PLUS

RECYFIX®  
STANDARD

Facade Drainage

SLOTTED  
CHANNELS

RECYFIX® POINT  
FASERFIX® POINT

RECYFIX®  
GREEN

LINEFIX

TOP X

# YOUR BENEFITS WITH **RECYFIX GREEN**

## DIVERSE APPLICATIONS WITH NATURAL INFILTRATION

- **RECYFIX GREEN SUPER:**
  - massive construction for higher dynamic load
  - tested surface load in installation: max. 4.000 kN/m<sup>2</sup>
  - Parking areas with low frequency of use for cars, trucks or buses
  - loads such as: camping sites, parking spaces for motorhomes, pathways on golf courses and fire & rescue access roads
- **RECYFIX GREEN STANDARD:**
  - for loads with low dynamic forces
  - tested surface load in installation: max. 2,000 kN/m<sup>2</sup>
  - Parking areas with low frequency of use for cars
  - loads such as: terraces, green spaces in the city area around trees, lawns and paths on sports grounds

= **DESIGN FLEXIBILITY / STABILITY**



## ADDITIONAL SECURITY WITH RECYFIX ANCHORING PEG

- **RECYFIX** anchoring peg = for additional anchoring on sloping ground
- material: 100 % pure **RECYFIX** recycled composite
- highly impact-resistant

= **PERFORMANCE ASSURED**



## HIGH-GRADE MATERIAL


- **RECYFIX GREEN SUPER:**
  - material: 100 % industrial recycled PE
  - highly impact-resistant
  - UV-stabilised
- **RECYFIX GREEN STANDARD:**
  - material: 100 % pure recycled HD-PE
  - highly impact-resistant
  - UV-stabilised

= **QUALITY ASSURED / PERFORMANCE ASSURED**



### IDEAL FOR ...

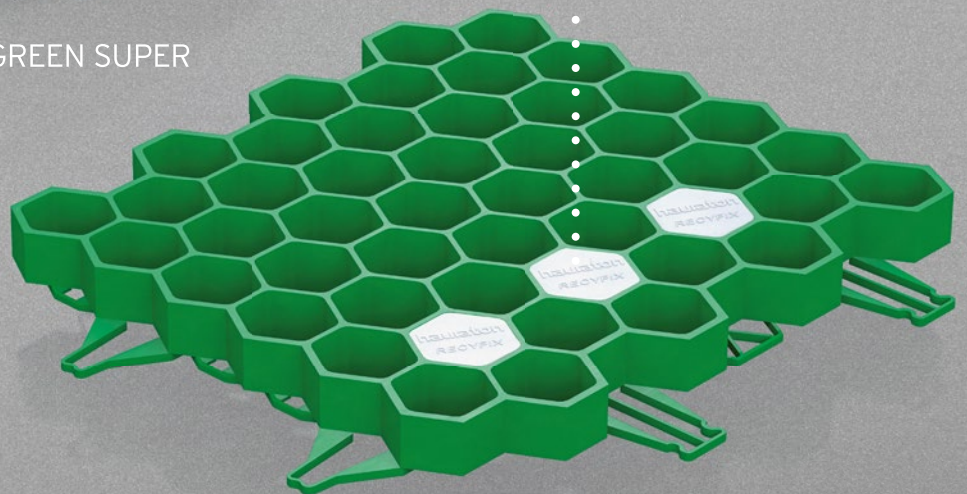
natural infiltration of rainwater on paved traffic areas such as parking places with occasional traffic, exhibition areas, parking spaces for cars, pedestrian walkways, holiday resorts and reinforcements for embankments and river banks.



**RECYFIX GREEN SUPER**

1

**RECYFIX GREEN** accessories  
(fixing anchor and marking dots)



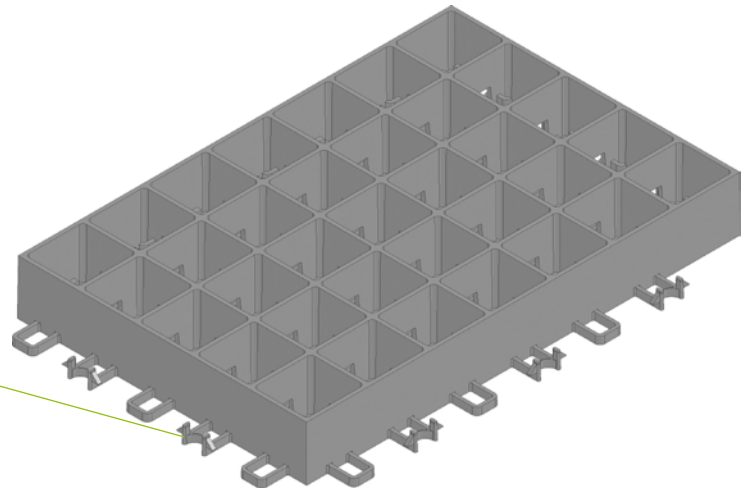
**RECYFIX GREEN STANDARD**

# RECYFIX GREEN SUPER

## Safely anchored to the ground



RECYFIX GREEN SUPER blocks are equipped with integral anchors that ensure safe positioning on the ground. Where the blocks are laid on sloping ground or embankments, additional anchoring is possible with Anchoring Pegs.



## Technical data

### ■ RECYFIX GREEN SUPER

Material: 100 % industrial recycled PE,  
highly impact-resistant, UV-stabilised,  
Colour: black

The recycling process may result in variations in colour.

Openings for root penetration: > 50 %

Load-bearing capacity:

tested distributed load when installed: max. 4,000 kN/m<sup>2</sup>

Dimensions: L 600 x W 400 x H 75 mm

Coverage: approx. 4 blocks per m<sup>2</sup>, including joints

Weight: approx. 2.5 kg/block      Item No.: 40060

### ■ RECYFIX Anchoring Pegs

for additional anchoring on sloping ground

Material: 100 % pure recycled ABS-plastic,  
highly impact-resistant


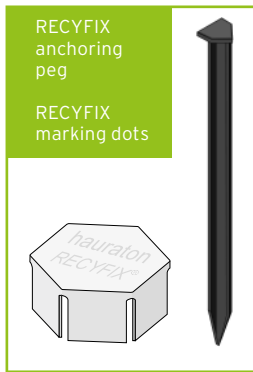
Colour: black

Length: 250 mm

Weight: approx. 20 g/peg

Item No.: 40020

# RECYFIX GREEN STANDARD



## Technical data

### ■ RECYFIX GREEN STANDARD

Material: 100 % pure recycled HD-PE,  
highly impact-resistant, UV-stabilised

Colour: green

The recycling process may result in variations in colour.

Openings for root penetration: over 50 %

Size 1 dimensions: approx. 387 mm x 334 mm x 38 mm

Coverage: approx. 5.9 mats per m<sup>2</sup>

installation with fixed expansion joint (to compensate  
for longitudinal expansion)

Weight: approx. 610 g/piece      Item No.: 40000

Size 2 dimensions: approx. 387 mm x 555 mm x 38 mm

coverage: approx. 3.8 mats per m<sup>2</sup>

installation with fixed expansion joint (to compensate  
for longitudinal expansion)

Weight: approx. 1000 g/piece      Item No.: 40005

## RECYFIX Marking Dots

to provide a visual demarcation between parking lots etc.

Material: 100 % HD-PE,

highly impact-resistant, UV-stabilised

Colour: white

Height: 38 mm

Weight: approx. 20 g/piece

Item No.: 40015

## RECYFIX Anchoring Pegs

for additional anchoring on sloping ground

Material: 100 % unmixed recycled ABS-plastic,  
highly impact-resistant

Colour: black

Length: 250 mm

Weight: approx. 20 g/piece

Item No.: 40020

RECYFIX®  
PRO

RECYFIX®  
PLUS

RECYFIX®  
STANDARD

Facade Drainage

SLOTTED  
CHANNELS

RECYFIX® POINT  
FASERFIX® POINT

RECYFIX®  
GREEN

LINEFIX

TOP X

# LINEFIX

Effective border edging for garden and park areas.







# LINEFIX

Effective border edging for garden and park areas.

## 1 Requirements

- effective and visually unobtrusive edging for pathways, flowerbeds and lawn areas
- adapt to the shapes of pathways and borders
- barrier against root spread at transitional areas, such as between lawn and paved areas or lawn and tamped areas

## 2 Application areas

- pathways
- squares
- lawn
- sport grounds

## 3 Solutions

- easy to install, without digging a trench and foundations
- can be installed much easier than concrete edgings
- visually unobtrusive and yet very effective edging
- can be installed in straight lines or in curves and bends
- can be made in different materials: PP, galvanised steel or stainless steel
- different radii, also close to borders 1 m radius



Public square in Germany



Commercial centre ATOLL in Beaucouze, France



Commercial centre ATOLL in Beaucouze, France



Commercial centre ATOLL in Beaucouze, France

RECYFIX®  
PRO

RECYFIX®  
PLUS

RECYFIX®  
STANDARD

Facade Drainage

SLOTTED  
CHANNELS

RECYFIX® POINT  
FASERFIX® POINT

RECYFIX®  
GREEN

LINEFIX

TOP X

# YOUR BENEFITS WITH **LINEFIX**

## **QUICK INSTALLATION & EASY HANDLING ON SITE**

- easy installation → without digging a trench and foundation
- can be installed much easier than concrete edgings
- **LINEFIX SUPER**: simple connection of the individual elements by connector flange
- **LINEFIX STANDARD**: quick connection with anchoring peg

**= TIME SAVINGS / COST SAVINGS**



## **VARIOUS DESIGN POSSIBILITIES**

- installation in straight lines or in curves and bends
- Material **LINEFIX SUPER**: galvanised or stainless steel
- Material **LINEFIX STANDARD**: 100 % pure recycled composite

**= DESIGN FLEXIBILITY**



**IDEAL FOR ...**

effective and visually unobtrusive edging for pathways, squares, flowerbeds and lawns.



**LINEFIX SUPER**



**LINEFIX STANDARD**

# LINEFIX

Effective border edging for garden and park areas.

## LINEFIX SUPER DBGM

These borders feature a connector flange at one end so that they can be fitted to each other via connection strap.



## LINEFIX SUPER, Borders

	Length mm	Width mm	Height mm	Haunch width mm	flank height mm	Weight kg	Item No.
galvanised	1500	-	175	20	175	2,80	43210
stainless steel	1500	-	175	20	175	2,90	43230

**We recommend to fix the borders every 20 - 25 cm with a steel nail.  
Allows a minimum radius of  $r = 2.0$  m  
The quality of stainless steel material corresponds to CNS 1.4301 or CNS 1.4307.**

## LINEFIX SUPER, Accessories

	Length mm	Width mm	Height mm	Weight kg	Item No.
Fixing anchor, galvanised	280	-	-	0,10	43250
Fixing anchor, stainless steel	280	-	-	0,10	43270

**The quality of stainless steel material corresponds to CNS 1.4301 or CNS 1.4307.**


## LINEFIX STANDARD

Material: 100 % pure recycled  
HD-PE, highly impact-resistant,  
UV-stabilised

### Anchor peg

## LINEFIX STANDARD

Material: 100 % pure recycled  
ABS-plastic, highly impact-  
resistant



## LINEFIX STANDARD, Borders

	Length mm	Width mm	Height mm	Haunch width mm	flank height mm	Weight kg	Item No.
made of PP	1500	-	45	80	45	0,70	43110

Minor deviations in the measurements possible due to recycled material.  
Allows a minimum radius of  $r = 1.0\text{ m}$

## LINEFIX STANDARD, Accessories

	Length mm	Width mm	Height mm	Weight kg	Item No.
Anchoring peg made of ABS-plastic	250	-	-	-	40020

We recommend to fix LINEFIX STANDARD borders every 20 - 25 cm with an anchoring peg.  
For fixing, a steel nail (Item No. 43250) may also be used.

RECYFIX®  
PRO

RECYFIX®  
PLUS

RECYFIX®  
STANDARD

Facade Drainage

SLOTTED  
CHANNELS

RECYFIX® POINT  
FASERFIX® POINT

RECYFIX®  
GREEN

LINEFIX

TOP X

# TOP X

The drainage channel for private driveways, courtyards, patios and gardens.







# TOP X

The drainage channel for private driveways, courtyards, patios and gardens.

## 1 Requirements

Drainage channels in private areas must

- continually withstand daily loads
- be easy to transport and simple to install
- be resistant to environmental effects (frost, heat and moisture)
- be visually pleasing

## 2 Application areas

- predominately private areas
- garage entrances
- courtyard areas
- terraces
- gardens
- parks

## 3 Solution

Because of this the new TOP X channels are very suitable for the drainage of private areas

- high stability and functionality
- low weight
- preformed supports for simple pipe connection
- gratings made of recycled composite, galvanised steel or stainless steel





RECYFIX®  
PRO

RECYFIX®  
PLUS

RECYFIX®  
STANDARD

Facade Drainage

SLOTTED  
CHANNELS

RECYFIX® POINT  
FASERFIX® POINT

RECYFIX®  
GREEN

LINEFIX

TOP X

# YOUR BENEFITS WITH **TOP X**

## NUMEROUS DESIGN POSSIBILITIES

- channels and accessories in black or silver
- different grating designs: recycled composite, galvanised steel or stainless steel

**= DESIGN FLEXIBILITY**



## LOW WEIGHT ENSURES EASY HANDLING ON SITE

- significantly lighter than channels made of mineral material
- especially easy to transport and process

**= COST SAVINGS**



## HIGH-QUALITY MATERIAL

- robust and unbreakable
- elastic and especially resistant recycled composite
- withstands the passage of cars

**= QUALITY & PERFORMANCE ASSURED**



## QUICK INSTALLATION

- easy to process
- tongue and groove system for immediate laying
- direct paving possible

**= COST SAVINGS**



## LOCKING MECHANISM

- boltless locking by safe clamping

**= PERFORMANCE ASSURED**



## ROUND CHANNEL

- better hydraulic performance

**= PERFORMANCE ASSURED**




**IDEAL FOR ...**

applications such as private driveways, courtyards, patios and gardens.

**1**

Boltless locking  
by safe clamping



# TOP X

The drainage channel for private driveways, courtyards, patios and gardens.

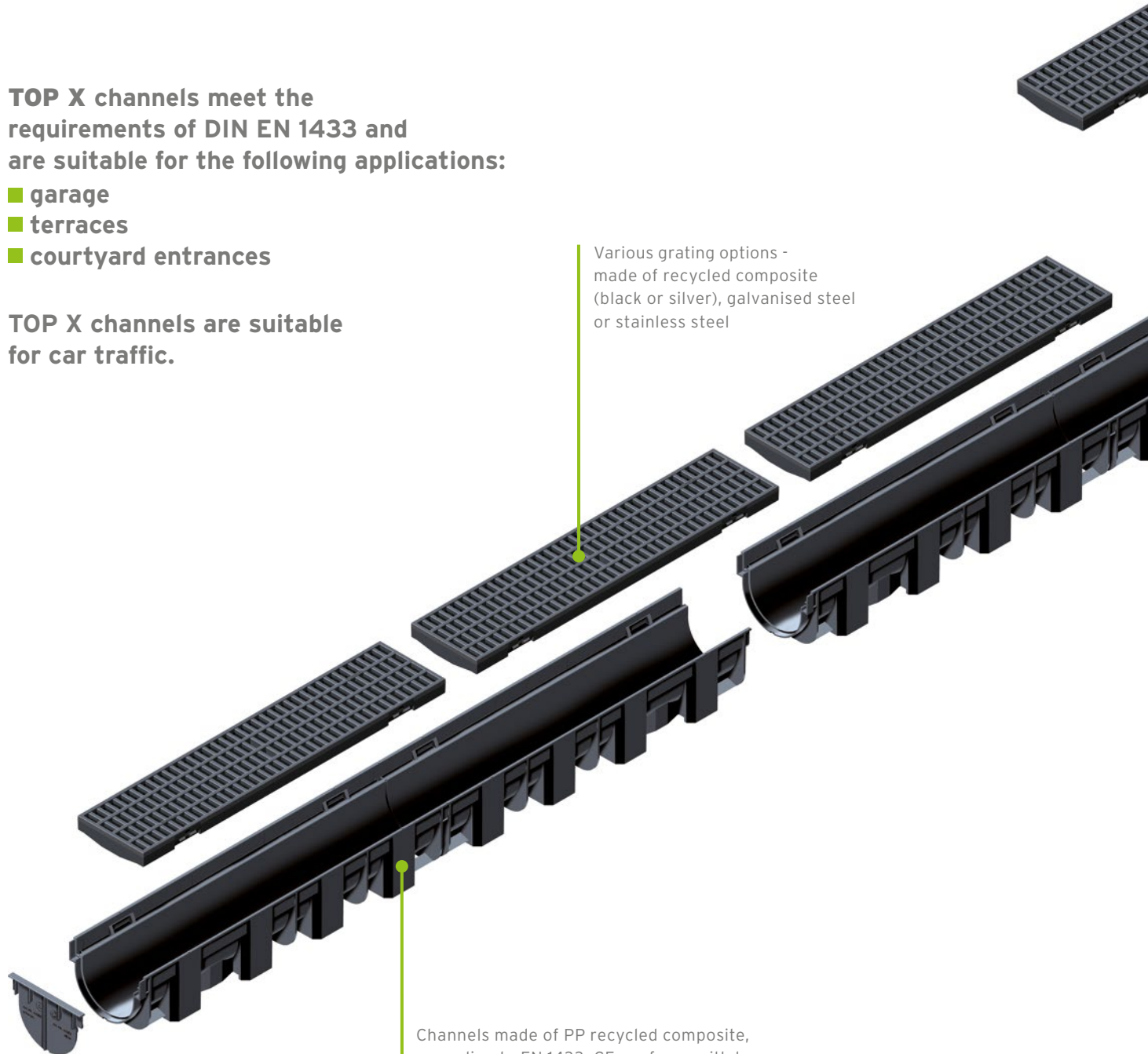
**TOP X channels meet the requirements of DIN EN 1433 and are suitable for the following applications:**

- garage
- terraces
- courtyard entrances

**TOP X channels are suitable for car traffic.**

Various grating options - made of recycled composite (black or silver), galvanised steel or stainless steel

Channels made of PP recycled composite, according to EN 1433, CE-conform, with tongue and groove connection for exact installation



**Gratings made of recycled composite or stainless steel are 100% corrosion free.**



TOP X universal box can be used as corner unit or trash box with or without foul air trap

Various connection possibilities through channel or universal box with or without leaf collector and foul air trap

Closed end caps

**Complete accessories with assembly instruction:** (available in black or silver)

for <b>TOP X</b> channel		for <b>TOP X</b> universal box		
Connection set for channel with end caps, adapter, black, including assembly instruction, Item No. 44340	Connection set for channel with end caps, leaf trap, adapter, foul air trap, black, including assembly instruction, Item No. 44343	TOP X universal box as corner unit, including assembly instruction Item No. 44360	TOP X universal box, black, with connection set, end caps, leaf trap, foul air trap, including assembly instruction Item No. 44346	Foul air trap for TOP X universal box, Item No. 44349

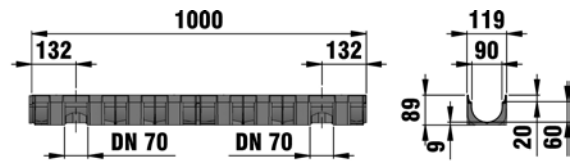
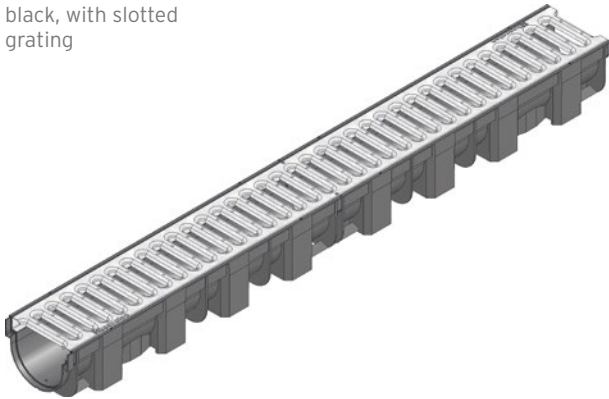
- RECYFIX® PRO
- RECYFIX® PLUS
- RECYFIX® STANDARD
- Facade Drainage
- SLOTTED CHANNELS
- RECYFIX® POINT FASERFIX® POINT
- RECYFIX® GREEN
- LINEFIX
- TOP X

# TOP X

## Combi article

### TOP X, Combined article, composite channel with grating, class A 15

black, with slotted grating



	Length mm	Width mm	Height mm	Internal channel cross-sect. cm <sup>2</sup>	Intake cross-sect. cm <sup>2</sup> /m	Weight kg	Item-No. galvanised	Item-No. stainless steel
black, with slotted grating	1000	119	89	45	256	2,00	44300	44303
silver, with slotted grating	1000	119	89	45	256	1,90	44332	44333
black, with mesh grating MW 8/21 mm, made of PP, black	1000	119	89	45	505	1,60	44320	-
silver, with mesh grating MW 8/21 mm, made of PP, silver	1000	119	89	45	505	1,60	44325	-
black, with slotted cover, made of PP, black	1000	119	147	-	-	1,60	44335	-

**The quality of stainless steel material corresponds to CNS 1.4301 or CNS 1.4307.**



# TOP X

## Accessories

### TOP X, accessories



TOP X universal box as corner unit, black, inclusive assembly instruction



Connection set for channel with end caps, adapter, silver, inclusive assembly instruction



Connection set for channel with end caps, adapter, foul air trap, silver, inclusive assembly instruction



TOP X universal box, black, with connection set, end caps, leaf trap, foul air trap, inclusive assembly instruction

	Length mm	Width mm	Height mm	Weight kg	Item No.
TOP X universal box as corner unit, black, inclusive assembly instruction	137	137	125	0,30	44360
TOP X universal box as corner unit, silver, inclusive assembly instruction	137	137	125	0,20	44365
Connection set for channel with end caps, adapter, black, inclusive assembly instruction	-	-	-	0,10	44340
Connection set for channel with end caps, adapter, silver, inclusive assembly instruction	-	-	-	0,10	44341
Connection set for channel with end caps, leaf trap, adapter, foul air trap, black, inclusive assembly instruction	-	-	-	0,60	44343
Connection set for channel with end caps, adapter, foul air trap, silver, inclusive assembly instruction	-	-	-	0,50	44344
TOP X universal box, black, with connection set, end caps, leaf trap, foul air trap, inclusive assembly instruction	-	-	-	0,70	44346
TOP X universal box, silver, with connection set, end caps, leaf trap, foul air trap, inclusive assembly instruction	-	-	-	0,70	44347
Foul air trap for TOP X universal box	-	-	-	0,10	44349
TOP X access cover for slotted grating, galvanised	500	124	58	500	44390

RECYFIX®  
PRO

RECYFIX®  
PLUS

RECYFIX®  
STANDARD

Facade Drainage

SLOTTED  
CHANNELS

RECYFIX® POINT  
FASERFIX® POINT

RECYFIX®  
GREEN

LINEFIX

TOP X

# TOP X

## Quick and easy installation




Produce trench in which to lay channel with frost resistant sub base.




Fill with concrete and compress to foundation.




Produce connection openings.




Fit accessories.



Lay channels.



Haunch the concrete.



Install surface coating.

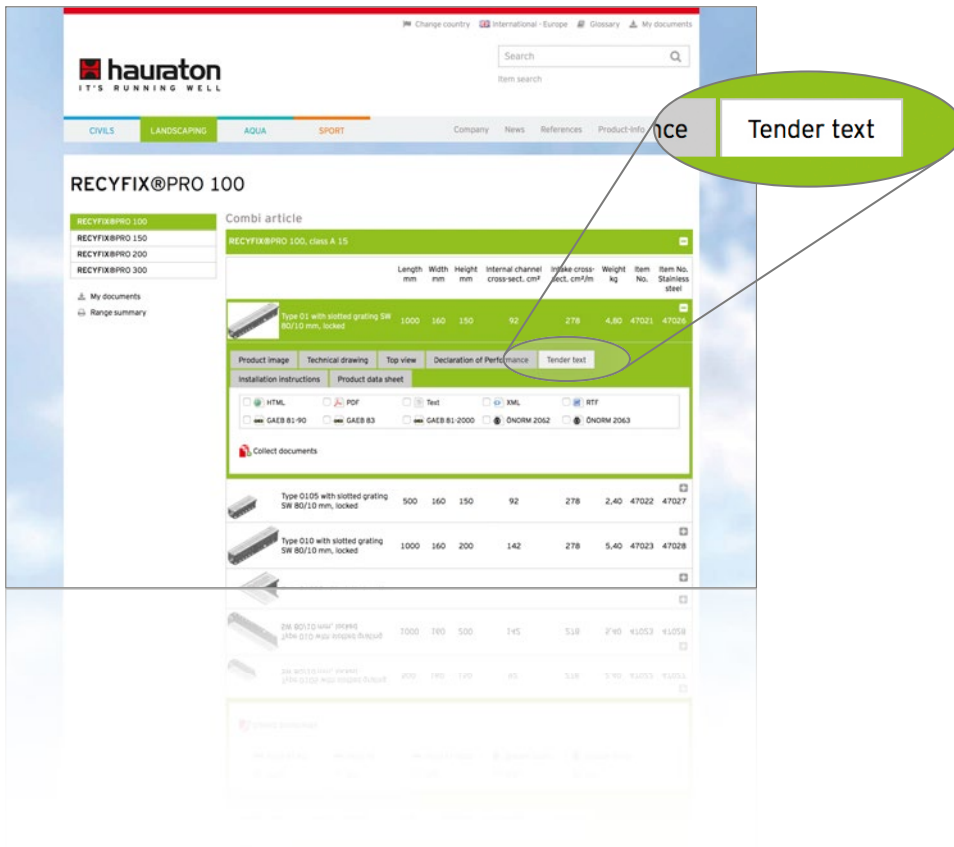


**TOP X** installation videos.

# Your way to the tender text on hauraton.com

## 1 Go to the product page.

- Choose your item.



## 2 Choose required format and add it to your documents

## 3 Download tender text

- Go to „My documents“.

# Resistance list **RECYFIX**

	Medium	Concentration	<b>RECYFIX</b> at 20° C
<b>A</b>	Acetic acid		+
	Acetone		+
	Ammonia solution	25 %	+
	Apple juice		+
<b>B</b>	Battery acid (H <sub>2</sub> SO <sub>4</sub> )	25 %	-
	Beer		+
	Brake fluid		+
<b>C</b>	Calcium hydroxide	s. a. l.	+
	Chloric acid		+
	Chlorinated water*	1,0 mg/l (free chlorine)	+
	Cold cleaning medium		+
<b>D</b>	Diesel fuel		+
<b>E</b>	Engine oil		+
	Ethanol		+
<b>F</b>	Fats		+
	Formic acid		+
	Fruit acids		+
	Fruit juices		+
<b>G</b>	Glucose		+
	Glue		+
	Glycol	25 %	+
<b>H</b>	Heating oil EL (Diesel)		+
	Hydraulics oil		+
	Hydrochloric acid	37 %	+
<b>I</b>	Isopropyl alcohol		+
<b>L</b>	Lemonade		+
	Lubricating grease		+
<b>M</b>	Machine oils		+
	Margarine		+
	Milk		+
	Mineral oil		+
	Molasses		+
<b>N</b>	Nutritive salts	aqueous solution	+
<b>P</b>	Petrol		+
	Petrol 95 - 98 octane		+

	Medium	Concentration	<b>RECYFIX</b> at 20° C
<b>S</b>	Sea water		+
	Sea water		+
	Sodium hydroxide	10 - 20 %	+
	Sugar		+
<b>U</b>	Urea		+
<b>V</b>	Vegetable fats		+
	Vegetable oils		+
<b>W</b>	Wine		+

+ = permanently resistant  
/ = temporarily resistant  
- = not resistant

g. w. L.= saturated aqueous solution  
max. 72 h each exposure, then cleaning

The information on the chemical resistance of HAURATON products is valid for non-displaced media and average expected outside temperatures in Central Europe. Temperature, concentration and exposure time are highly relevant for chemical resistance. Please note our (temperature) specifications in the table. In case of uncertainty, we recommend checking the suitability of the materials by means of samples within the scope of application. Further information is available on request from our technical department.

HAURATON drainage channels made of polypropylene (PP) described above are highly resistant to diluted acids and alkalis. They are also resistant to de-icing salt used in winter maintenance operations. If necessary, the suitability of the grating and angle housing material in contact with corrosive media should be checked. Gratings and angle housings made of stainless steel, made of CNS 1.4301 or CNS 1.4571, are generally resistant to corrosion.

All information on application technology which we pass on personally, in writing or as part of tests is given to the best of our knowledge. In reality, however, the complexity of the use or the complete transmission of information by the customer is not within our sphere of influence. Therefore, we cannot assume any liability. Of course, we assure you that the high quality of our products fully complies with our General Terms and Conditions.

\* Supplement to the resistance with respect to chemicals containing chlorine: HAURATON products are generally not suitable for use as flow-off channels in swimming pools. We do not produce (flanged) sealed channel systems that are suitable as flow-off channels or liquid-tight channels.

# Resistance list **FIBRETEC**

	Medium	Concentration	<b>FIBRETEC</b> at 20° C		Medium	Concentration	<b>FIBRETEC</b> at 20° C	
<b>A</b>	Acetic acid		/-	<b>S</b>	Sea water		+	
	Acetone		+		Sea water		+	
	Ammonia solution	25 %	+		Sodium hydroxide	10 - 20 %	+	
	Apple juice		+		Sugar		+	
<b>B</b>	Battery acid (H <sub>2</sub> SO <sub>4</sub> )	25 %	-	<b>U</b>	Urea		+	
	Beer		+		<b>V</b>	Vegetable fats		+
	Brake fluid		+	Vegetable oils			/	
<b>C</b>	Calcium hydroxide	s. a. l.	+	<b>W</b>	Wine		/	
	Chloric acid		/					
	Chlorinated water*	1,0 mg/l (free chlorine)	/					
	Cold cleaning medium		+					
<b>D</b>	Diesel fuel		+					
<b>E</b>	Engine oil		+					
	Ethanol		+					
<b>F</b>	Fats		+					
	Formic acid		/					
	Fruit acids		+					
	Fruit juices		+					
<b>G</b>	Glucose		+					
	Glue		+					
	Glycol	25 %	/					
<b>H</b>	Heating oil EL (Diesel)		+					
	Hydraulics oil		+					
	Hydrochloric acid	37 %	-					
<b>I</b>	Isopropyl alcohol		+					
<b>L</b>	Lemonade		+					
	Lubricating grease		+					
<b>M</b>	Machine oils		+					
	Margarine		/					
	Milk		+					
	Mineral oil		+					
	Molasses		/					
<b>N</b>	Nutritive salts	aqueous solution	+					
<b>P</b>	Petrol		+					
	Petrol 95 - 98 octane		+					

+ = permanently resistant, / = short-term stable, - = not resistant  
s. a. l. = saturated aqueous solution

+ = permanently resistant  
/ = temporarily resistant  
- = not resistant

g. w. L. = saturated aqueous solution  
max. 72 h each exposure, then cleaning

The information on the chemical resistance of HAURATON products is valid for non-displaced media and average expected outside temperatures in Central Europe. Temperature, concentration and exposure time are highly relevant for chemical resistance. Please note our (temperature) specifications in the table. In case of uncertainty, we recommend checking the suitability of the materials by means of samples within the scope of application. Further information is available on request from our technical department.

All information on application technology which we pass on personally, in writing or as part of tests is given to the best of our knowledge. In reality, however, the complexity of the use or the complete transmission of information by the customer is not within our sphere of influence. Therefore, we cannot assume any liability. Of course, we assure you that the high quality of our products fully complies with our General Terms and Conditions.

\* Supplement to the resistance with respect to chemicals containing chlorine: HAURATON products are generally not suitable for use as flow-off channels in swimming pools. We do not produce (flanged) sealed channel systems that are suitable as flow-off channels or liquid-tight channels.

# Resistance list **Stainless Steel 1.4301**

	Medium	Concentration	<b>Stainless Steel 1.4301</b> at 20° C
<b>A</b>	Acetic acid		+
	Acetone		+
	Ammonia solution	25 %	+
	Apple juice		+
<b>B</b>	Battery acid (H <sub>2</sub> SO <sub>4</sub> )	25 %	+
	Beer		+
	Brake fluid		+
<b>C</b>	Calcium hydroxide	s. a. l.	+
	Chloric acid		-
	Chlorinated water*	1,0 mg/l (free chlorine)	/
	Cold cleaning medium		+
<b>D</b>	Diesel fuel		+
<b>E</b>	Engine oil		+
	Ethanol		+
<b>F</b>	Fats		+
	Formic acid		+
	Fruit acids		+
	Fruit juices		+
<b>G</b>	Glucose		+
	Glue		+
	Glycol	25 %	+
<b>H</b>	Heating oil EL (Diesel)		+
	Hydraulics oil		+
	Hydrochloric acid	37 %	/
<b>I</b>	Isopropyl alcohol		+
<b>L</b>	Lemonade		+
	Lubricating grease		+
<b>M</b>	Machine oils		+
	Margarine		+
	Milk		+
	Mineral oil		+
	Molasses		+
<b>N</b>	Nutritive salts	aqueous solution	+
<b>P</b>	Petrol		+
	Petrol 95 - 98 octane		+

	Medium	Concentration	<b>Stainless Steel 1.4301</b> at 20° C
<b>S</b>	Sea water		+
	Sea water		+
	Sodium hydroxide	10 - 20 %	+
	Sugar		+
<b>U</b>	Urea		+
<b>V</b>	Vegetable fats		+
	Vegetable oils		+
<b>W</b>	Wine		+

+ = permanently resistant

/ = temporarily resistant

- = not resistant

g. w. L.= saturated aqueous solution  
max. 72 h each exposure, then cleaning

The information on the chemical resistance of HAURATON products is valid for non-displaced media and average expected outside temperatures in Central Europe. Temperature, concentration and exposure time are highly relevant for chemical resistance. Please note our (temperature) specifications in the table. In case of uncertainty, we recommend checking the suitability of the materials by means of samples within the scope of application. Further information is available on request from our technical department.

All information on application technology which we pass on personally, in writing or as part of tests is given to the best of our knowledge. In reality, however, the complexity of the use or the complete transmission of information by the customer is not within our sphere of influence. Therefore, we cannot assume any liability. Of course, we assure you that the high quality of our products fully complies with our General Terms and Conditions.

\* Supplement to the resistance with respect to chemicals containing chlorine: HAURATON products are generally not suitable for use as flow-off channels in swimming pools. We do not produce (flanged) sealed channel systems that are suitable as flow-off channels or liquid-tight channels.

# Resistance list **Stainless Steel 1.4571**

Medium	Concentration	Stainless Steel 1.4571 at 20° C	Medium	Concentration	Stainless Steel 1.4571 at 20° C	
<b>A</b>	Acetic acid	+	<b>S</b>	Sea water	+	
	Acetone	+		Sea water	+	
	Ammonia solution	25 %		Sodium hydroxide	10 - 20 %	
	Apple juice	+		Sugar	+	
<b>B</b>	Battery acid (H <sub>2</sub> SO <sub>4</sub> )	25 %	+	<b>U</b>	Urea	+
	Beer	+	<b>V</b>		Vegetable fats	+
	Brake fluid	+		Vegetable oils	+	
<b>C</b>	Calcium hydroxide	s. a. l.	+	<b>W</b>	Wine	+
	Chloric acid	-				
	Chlorinated water*	1,0 mg/l (free chlorine)	/			
	Cold cleaning medium	+				
<b>D</b>	Diesel fuel	+				
<b>E</b>	Engine oil	+				
	Ethanol	+				
<b>F</b>	Fats	+				
	Formic acid	+				
	Fruit acids	+				
	Fruit juices	+				
<b>G</b>	Glucose	+				
	Glue	+				
	Glycol	25 %	+			
<b>H</b>	Heating oil EL (Diesel)	+				
	Hydraulics oil	+				
	Hydrochloric acid	37 %	/			
<b>I</b>	Isopropyl alcohol	+				
<b>L</b>	Lemonade	+				
	Lubricating grease	+				
<b>M</b>	Machine oils	+				
	Margarine	+				
	Milk	+				
	Mineral oil	+				
	Molasses	+				
<b>N</b>	Nutritive salts	aqueous solution	+			
<b>P</b>	Petrol	+				
	Petrol 95 - 98 octane	+				

+ = permanently resistant

/ = temporarily resistant

- = not resistant

g. w. L. = saturated aqueous solution

max. 72 h each exposure, then cleaning

The information on the chemical resistance of HURATON products is valid for non-displaced media and average expected outside temperatures in Central Europe. Temperature, concentration and exposure time are highly relevant for chemical resistance. Please note our (temperature) specifications in the table. In case of uncertainty, we recommend checking the suitability of the materials by means of samples within the scope of application. Further information is available on request from our technical department.

All information on application technology which we pass on personally, in writing or as part of tests is given to the best of our knowledge. In reality, however, the complexity of the use or the complete transmission of information by the customer is not within our sphere of influence. Therefore, we cannot assume any liability. Of course, we assure you that the high quality of our products fully complies with our General Terms and Conditions.

\* Supplement to the resistance with respect to chemicals containing chlorine: HURATON products are generally not suitable for use as flow-off channels in swimming pools. We do not produce (flanged) sealed channel systems that are suitable as flow-off channels or liquid-tight channels.



Tel.: +49 7222 958-0  
export@hauraton.com • [www.hauraton.com](http://www.hauraton.com)  
HAURATON GmbH & Co. KG • Werkstraße 13 • 76437 Rastatt • Germany



HAURATON partner

08/2020 | Printed in Germany  
All drawings, measurements and weights  
are noncommittal! We reserve the right to  
do technical changes for improvement  
EN 001-05-0820